

SADRŽAJ

TEHNIČKI OPIS KONSTRUKCIJE TEHNICAL DESCRIPTION OF CONSTRUCTION

A

PREGLED ELEMENATA KONSTRUKCIJE CONSTRUCTION ELEMENTS OVERVIEW

B

CRTEŽI PROFILA PROFILE DRAWINGS

C

SISTEMSKI DETALJI SYSTEM DETAILS

D

DEBLJINE ISPUNA I NAČIN KAJLOVANJA FILLING THICKNESS AND SHIMMING GUIDELINES

E

RADIONIČKA DOKUMENTACIJA - PRIMERI WORKSHOP DRAWINGS - SAMPLES

F

MAŠINSKA OBRADA I SKLAPANJE MECHANICAL TREATMENTS AND ASSEMBLING

G

DETALJI UGRADNJE INSTALLATION DETAILS



ALUMINIUM
SYSTEMS AND
CONSTRUCTIONS

TEHNIČKI OPIS KONSTRUKCIJE

TEHNICAL DESCRIPTION OF CONSTRUCTION



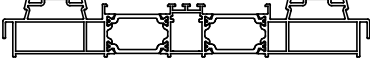
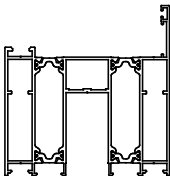

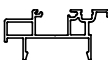
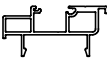




PREGLED ELEMENATA KONSTRUKCIJE
CONSTRUCTION ELEMENTS OVERVIEW

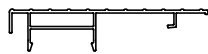
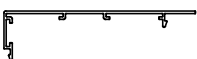
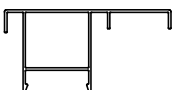


DEO A / PART A

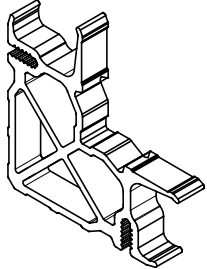
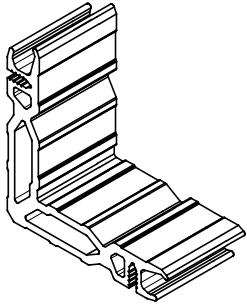
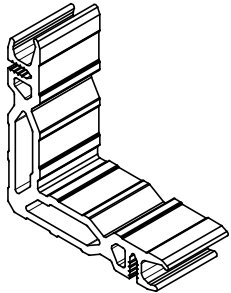
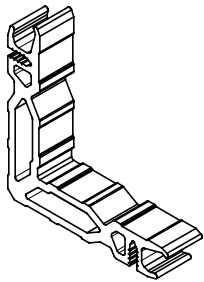
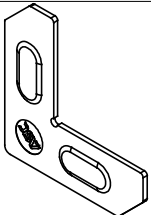
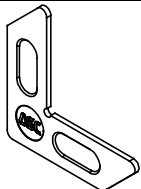


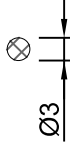
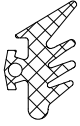
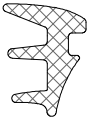
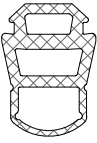
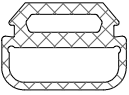
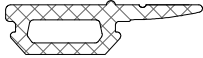
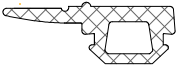


ALUMINUM
SYSTEMS AND
CONSTRUCTIONS

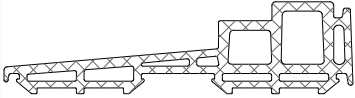
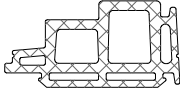
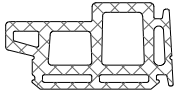
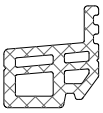
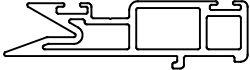
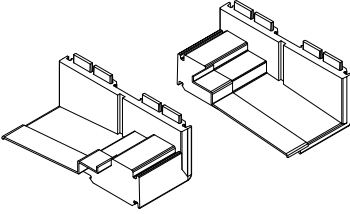



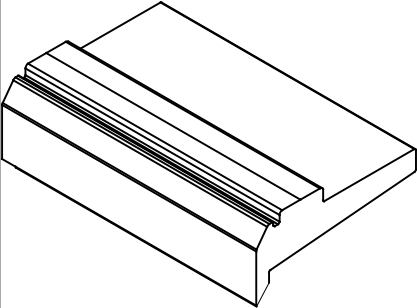
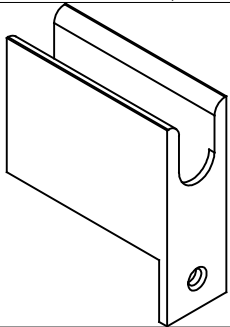
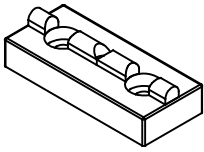





oznaka code	izgled design	G kg/m'	P m ² /m'	I_x / I_y cm ⁴	spojnica corner joint	strana page
PK 100 štok frame		3.259	0.637	$I_x=8.913\text{cm}^4$ $I_y=344.003\text{cm}^4$	US 15-35 x2 US 15-16	B1
PK 200 krilo/ Sash		2.578	0.568	$I_x=45.03\text{cm}^4$ $I_y=78.49\text{cm}^4$	US35-12 x2 US15-22 U4	B1
PK 006 Kit lajsna / Glazing bead		0.312	0.171	$I_x=0.847\text{cm}^4$ $I_y=0.555\text{cm}^4$	PK 200	B2
PK 007 Nosáč šine / Rail holder		0.726	0.250	$I_x=1.016\text{cm}^4$ $I_y=6.445\text{cm}^4$	PK 100 dole horizontalno	B2
PK 008 Vertikalni dopunski profil štoka / Vertical additional frame profile		0.756	0.238	$I_x=1.165\text{cm}^4$ $I_y=7.350\text{cm}^4$	PK 100 vertikalno	B2
75 12 Pokrivni profil / Covering profile		0.084	0.046	$I_x=0.0028\text{cm}^4$ $I_y=0.0742\text{cm}^4$	PK 007 PK 008	B5
PK 009 Vertikalna maska na stoku / Vertical mask on the frame		0.724	0.343	$I_x=2.077\text{cm}^4$ $I_y=27.23\text{cm}^4$	PK 100 vertikalno	B3
PK 010 Vođica krila / Sash guide		0.44	0.152	$I_x=1.841\text{cm}^4$ $I_y=1.400\text{cm}^4$	PK 100 gore horizontalno	B3
PK 011 Gornji dopunski profil štoka / Upper additional frame profile		0.495	0.163	$I_x=2.774\text{cm}^4$ $I_y=0.159\text{cm}^4$	PK 100 gore horizontalno	B3

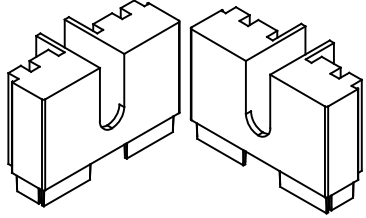
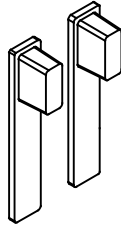
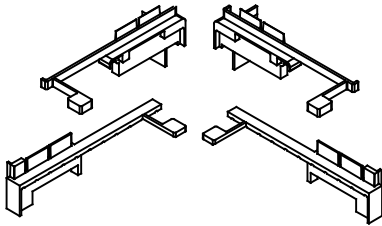
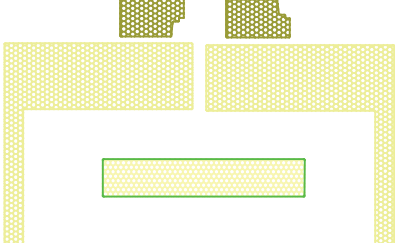
oznaka code	izgled design	$\frac{G}{\text{kg/m}'}$	$\frac{P}{\text{m}^2/\text{m}'}$	$\frac{I_x / I_y}{\text{cm}^4}$	spojnica corner joint	strana page
PK 012 Okapnica / Drip profile		0.798	0.323	$I_x=0.866\text{cm}^4$ $I_y=26.426\text{cm}^4$	PK 100 dole horizontalno	B4
PK 013 Maska krila/ Sash mask		0.572	0.311	$I_x=0.756\text{cm}^4$ $I_y=21.850\text{cm}^4$	PK 200	B4
PK 014 Gornja maska na stoku / Upper mask on the frame		0.890	0.341	$I_x=6.166\text{cm}^4$ $I_y=17.75\text{cm}^4$	PK 100 gore horizontalno	B4
PK 015 Bočna maska na stoku / Side mask on the frame		0.463	0.211	$I_x=5.366\text{cm}^4$ $I_y=0.185\text{cm}^4$	PK 100 gore horizontalno (u geru U4)	B5
PK 016 Klizna šina / Sliding rail		0.187		$I_x=0.062\text{cm}^4$ $I_y=0.020\text{cm}^4$	PK 007	B5

oznaka code	izgled design	opis description	veza sa connected to	pakovanje packing
US35 - 12		ugaona spojnica/ extruded corner joint L= 12 mm materijal/material: aluminijum/aluminum	PK-200	<u>kom. / pcs.</u> 200
US15 - 35		ugaona spojnica/ extruded corner joint L= 35 mm materijal/material: aluminijum/aluminum	PK-100	<u>kom. / pcs.</u> 200
US15 - 22		ugaona spojnica/ extruded corner joint L= 22 mm materijal/material: aluminijum/aluminum	PK-200	<u>kom. / pcs.</u> 200
US15 - 16		ugaona spojnica/ extruded corner joint L= 16 mm materijal/material: aluminijum/aluminum	PK-100	<u>kom. / pcs.</u> 200
U 4		aluminijumski uglic/ aluminium corner joint d = 1,5 mm materijal/material: aluminijum/aluminum	PK-200 PK-015	<u>kom. / pcs.</u> 200
U 2		aluminijumski uglic/ aluminium corner joint d = 1,5 mm materijal/material: aluminijum/aluminum	PK-015	<u>kom. / pcs.</u> 200

oznaka code	izgled design	opis description	veza sa connected to	pakovanje packing
EF G 14		distancer pokrivnog profila / cover profile support materijal / material: EPDM mikroporozni EPDM	PK 007 PK 008 PK 015	m'
GE 5		spoljašnji naslon za staklo / exterior glass support d=5 mm materijal / material: EPDM	PK 200	m'
GI 6		unutrašnji naslon za staklo / interior glass support d = 6 mm materijal / material: EPDM	PK 006	m'
GPK1		spoljašni donji dihtung krila / external bottom sash gasket materijal/material: EPDM	PK 200	m'
GPK2		unutrašnji donji dihtung krila / internal bottom sash gasket materijal/material: EPDM	PK 200	m'
GPK3		unutrasnji gornji dihtung krila / internal upper sash gasket materijal/material: EPDM	PK 200	m'
GPK4		spoljašni gornji dihtung krila / external upper sash gasket materijal/material: EPDM	PK 200	m'
GPK5		dihtung na spoju dva krila/ Gasket at the junction of two sashes materijal/material: EPDM	PK PPSK	m'
GPK6		dihtung na spoju dva krila/ Gasket at the junction of two sashes materijal/material: EPDM	PK 011 PK 015 PK PPSK	m'

oznaka code	izgled design	opis description	veza sa connected to	pakovanje packing
GPK8		Donji dihtung stoka/ <i>Lower frame gasket</i> materijal / material: EPDM	PK 100	m'
GPK9A		Vertikalni dihtung stoka/ <i>Vertical frame gasket</i> za FULL VARIJANTU materijal / material: EPDM	PK 100	m'
GPK9B		Vertikalni dihtung stoka/ <i>Vertical frame gasket</i> za BASIC VARIJANTU materijal / material: EPDM	PK 100	m'
GPK10		Dopunski donji dihtung stoka / <i>Additional lower frame</i> <i>gasket</i> materijal / material: EPDM	PK 100	m'
PK PPSK		PVC bocni profil krila/ <i>PVC side profile of the</i> <i>sash</i> materijal / material: PVC	PK 200	m'
GPK89PC		Set uglova stoka / <i>Frame sealing corners</i> materijal / material: EPDM	GPK8+GPK9	set
PK CC100		Gornja centralna cetkica / <i>Upper central brush</i> 18x16x100 materijal / material: samolepljiva cetkica / <i>self-adhesive brushes</i>	PK 100	<u>kom./pcs.</u> 20

oznaka code	izgled design	opis description	veza sa connected to	pakovanje packing
PCPK1		Plasticni cep/ plastic stopper L=90 mm materijal / material: PA	PK 100	kom
PCPK2		Plasticni fiksator krila / plastic sash retainer L=60 mm materijal/ material: PA	PK 200	kom
PCPK3		Plasticni oslonac i razupirac fixnog krila / Plastic support and spreader of the fixed sash materijal / material: PA	PK 200	kom
PCPK1.1		Dodatni flah naplastičnom čepu/ Additional plate on the plastic stopper materijal / material: porozna guma	PCPK1	kom
XPS PK (31x16)		ispuna za štok Iframe thermo filling	PK 100	m'
XPS PK (39x14)		ispuna za krilo Isash thermo filling	PK 200	m'
XPS PK (79x15)		ispuna za krilo pozadi Isash thermo filling	PK 200	m'
XPS PK (30x36)		ispuna gornje maske /upper mask thermo filling	PK 014	m'

oznaka code	izgled design	opis description	veza sa connected to	pakovanje packing
PCPK4S		Set čepova zadnje maske krila/ <i>Set of sash profile mask plugs</i> materijal / <i>material: PA</i>	PK 013	SET
PCPK5S		Set čepova bočne maske štoka/ <i>Set of plugs for the side mask of the frame</i> materijal / <i>material: PA</i>	PK 015	SET
PCPK6S		Set čepova vertikalne maskel/ <i>Set of plugs for vertical mask of the frame</i> materijal / <i>material: PA</i>	PK 009	SET
PCPK1.1 FULL		<i>Dodatni flahovi za full varijantu / Additional tiles for the full variant</i> materijal / <i>material: porozna guma</i>	PCPK1	SET





CRTEŽI PROFILA
PROFILE DRAWINGS

DEO B / PART B



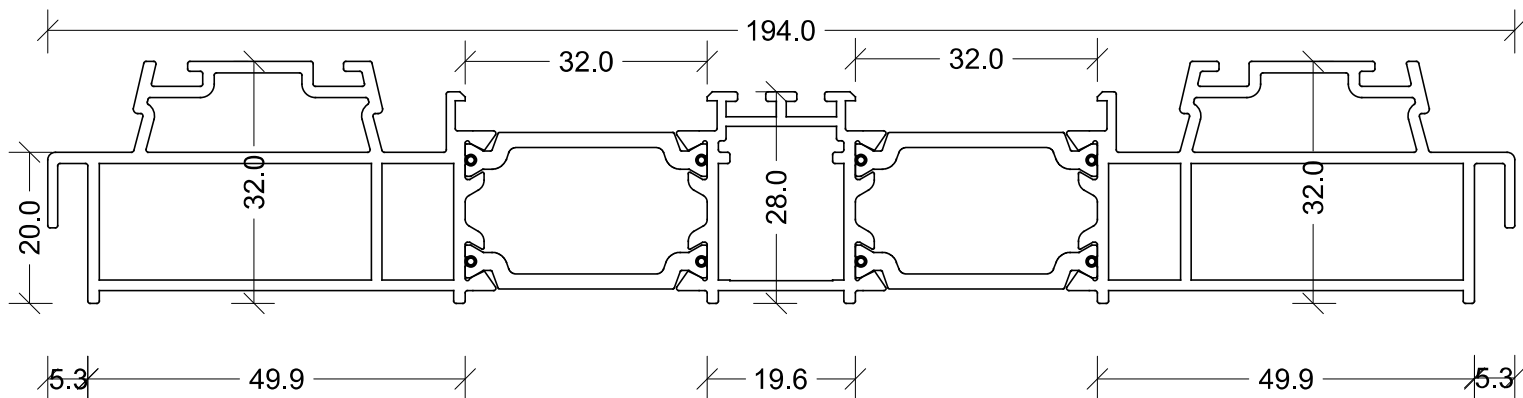
ALUMINUM
SYSTEMS AND
CONSTRUCTIONS

BB

PK100

Stok /
Frame

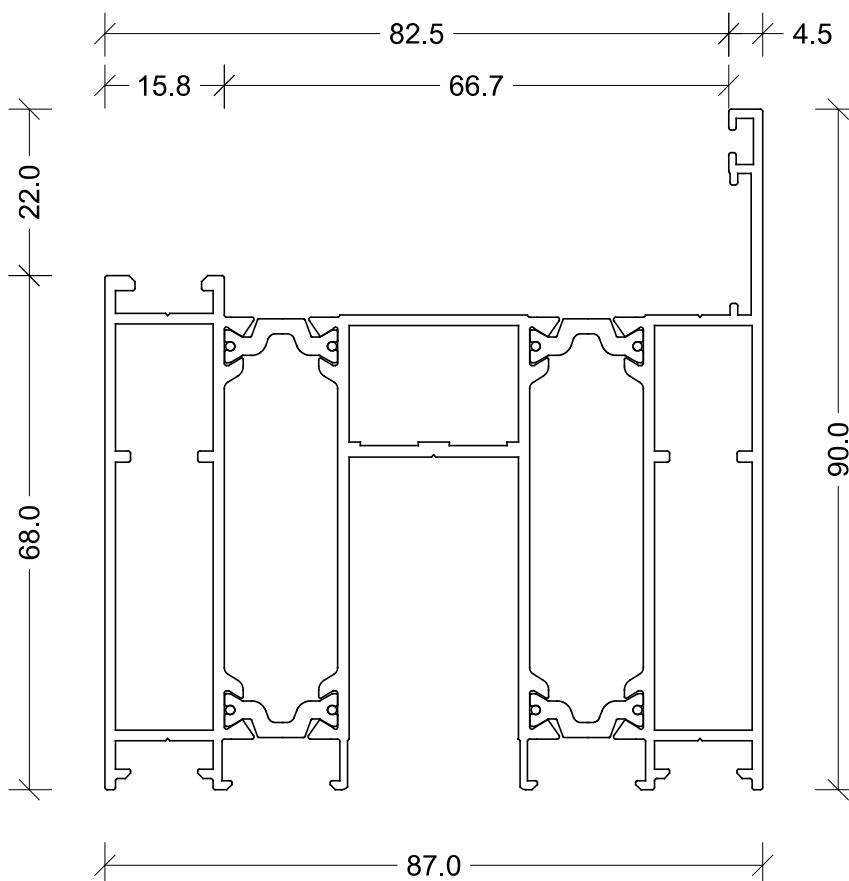
3.259 kg/m

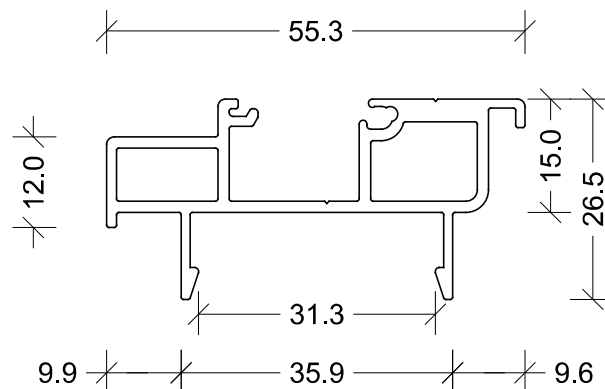
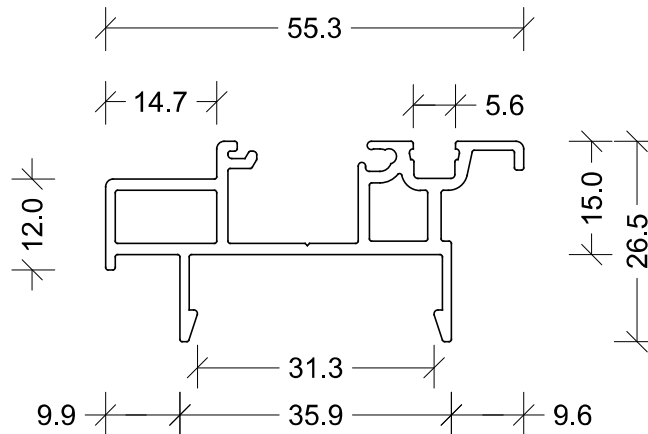
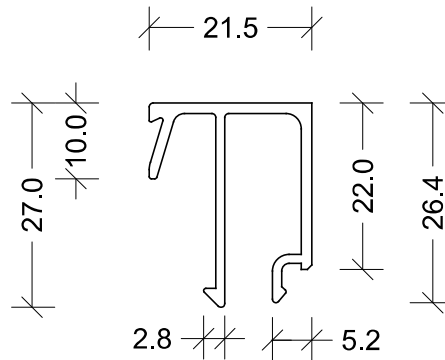


PK 200

Krilo /
Sash

2.578 kg/m

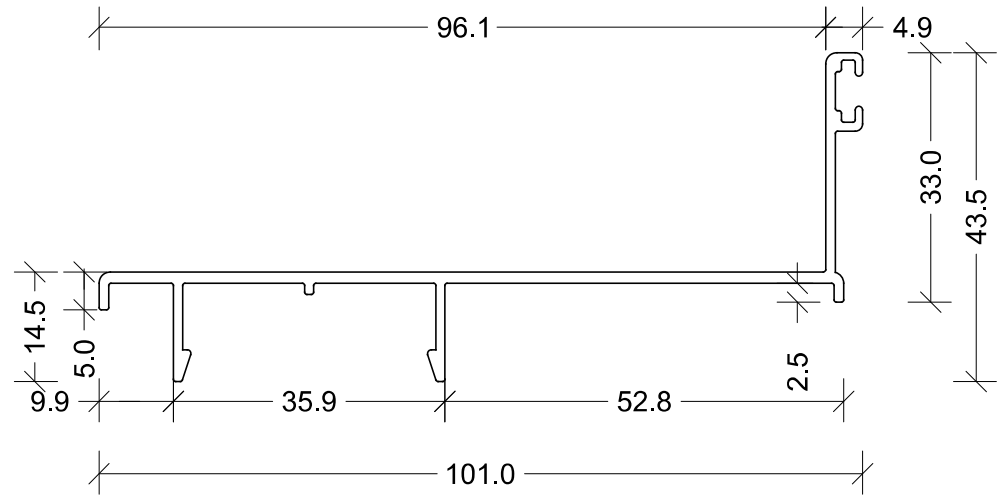




PK009

Vertikalna maska
na štoku/
*Vertical mask on
the frame*

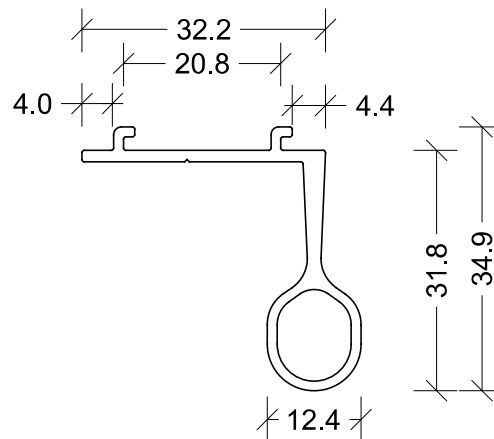
0.724 kg/m



PK010

Vodica krila /
Sash guide

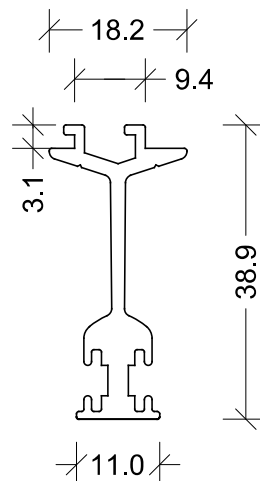
0.440 kg/m



PK011

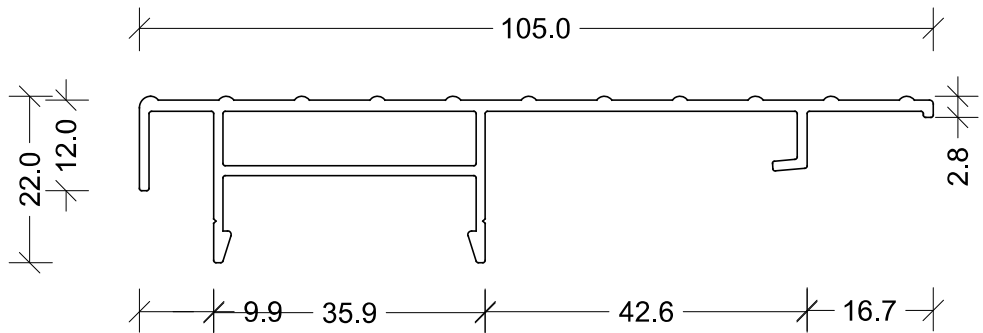
Gornji dopunski
profil štoka /
*Upper additional
frame profile*

0.495 kg/m

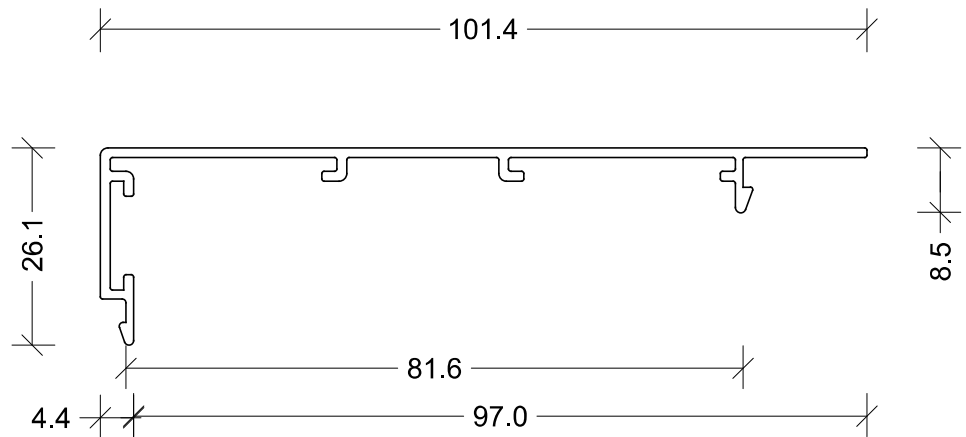


PK012Okapnica /
Drip profile

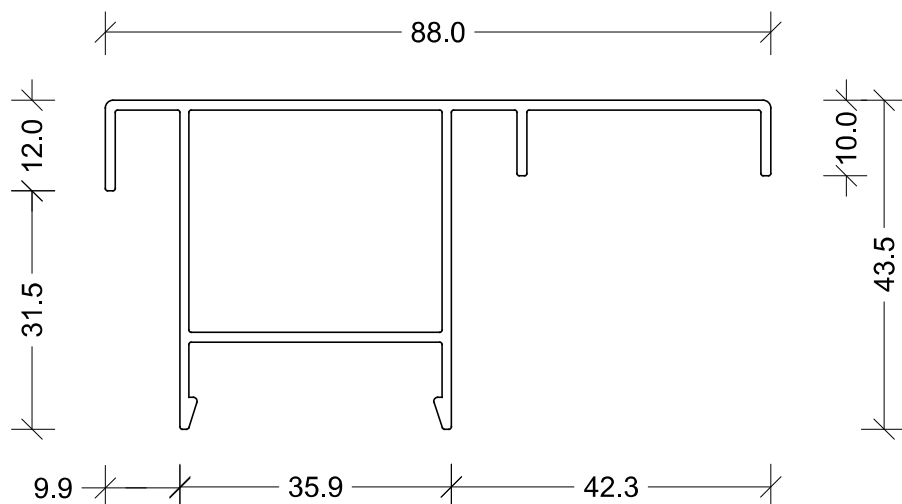
0.798 kg/m

**PK013**Maska krila /
Sash mask

0.572 kg/m

**PK014**Gornja maska pored
fix krila /
The upper mask next
to the fixed sash

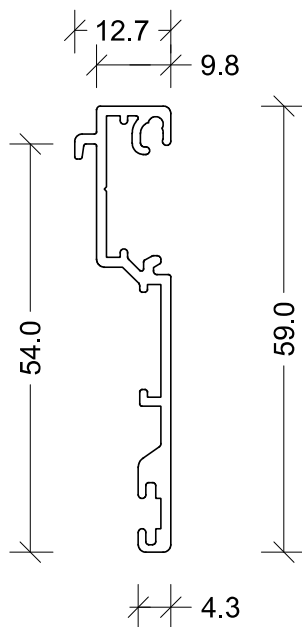
0.890 kg/m



PK015

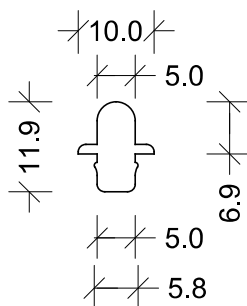
Bočna maska na
štoku /
*Side mask on the
frame*

0.463 kg/m

**PK016**

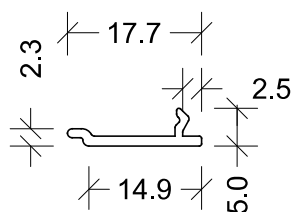
Klizna šina /
Sliding rail

0.187 kg/m

**75 12**

Pokrivni profil /
Covering profile

0.084 kg/m







SISTEMSKI DETALJI
SYSTEM DETAIL

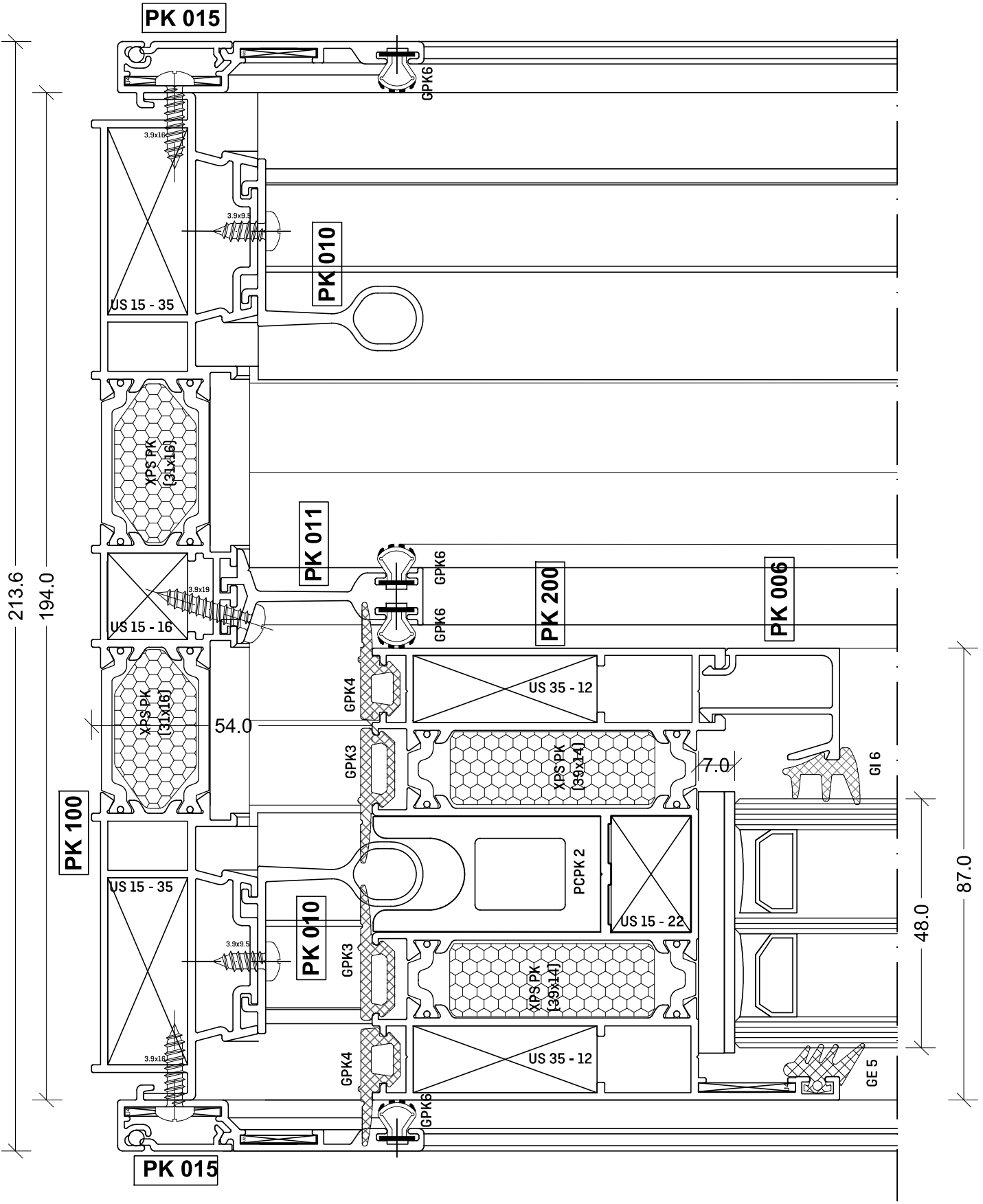
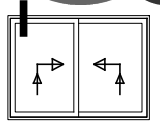


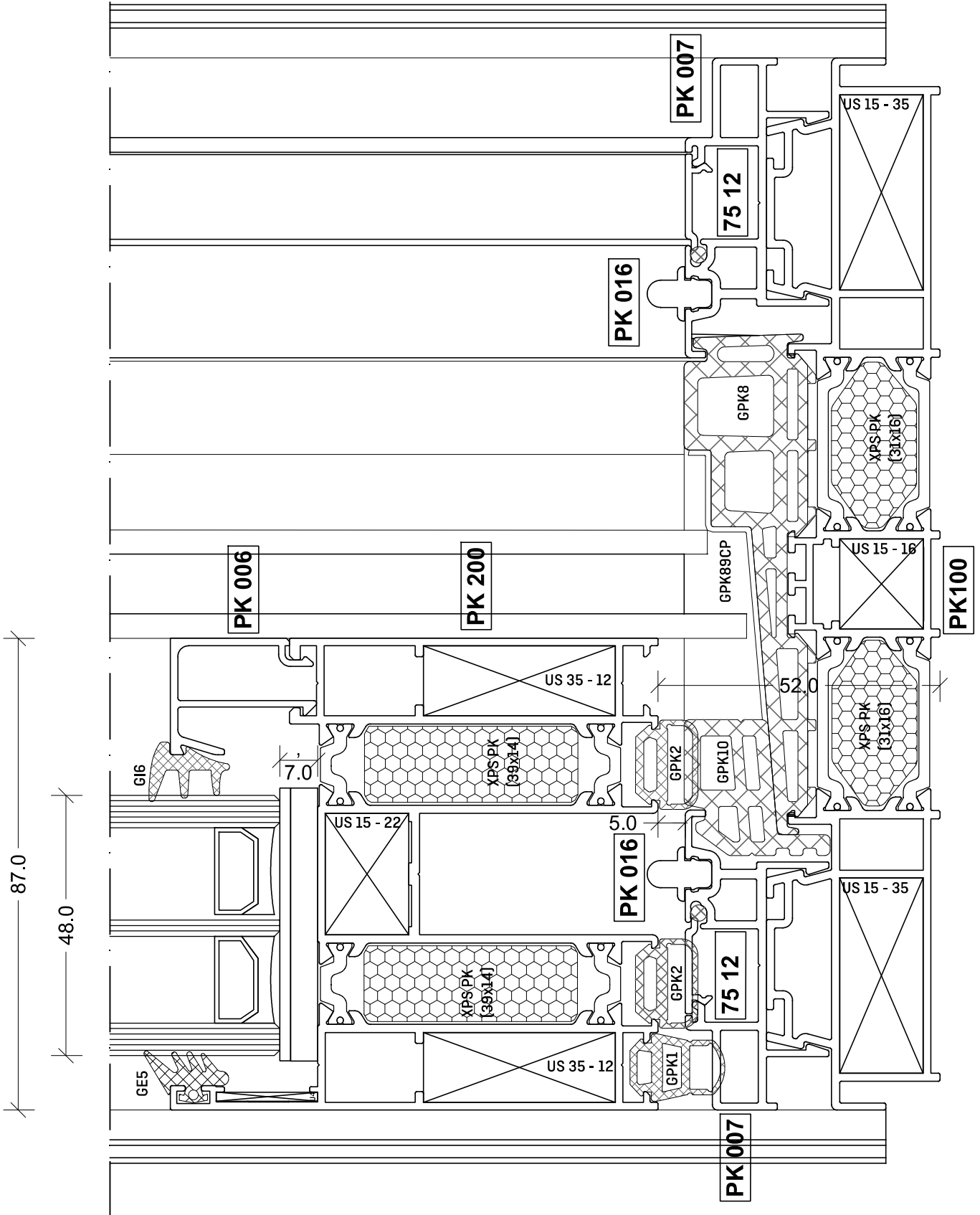
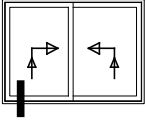
DEO C / PART C

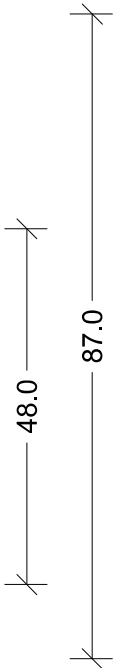
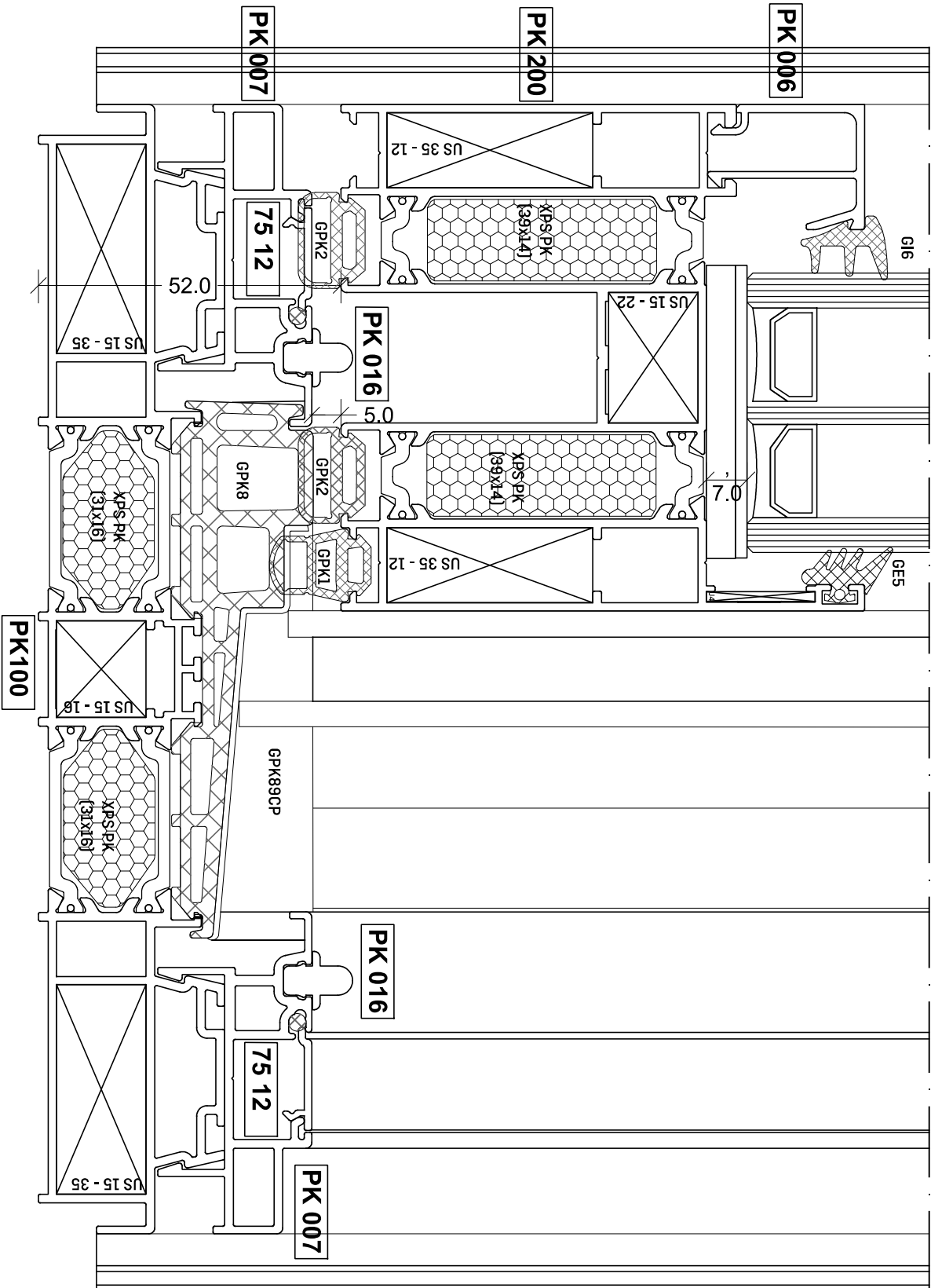
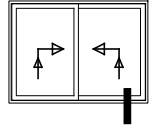


ALUMINUM
SYSTEMS AND
CONSTRUCTIONS

e





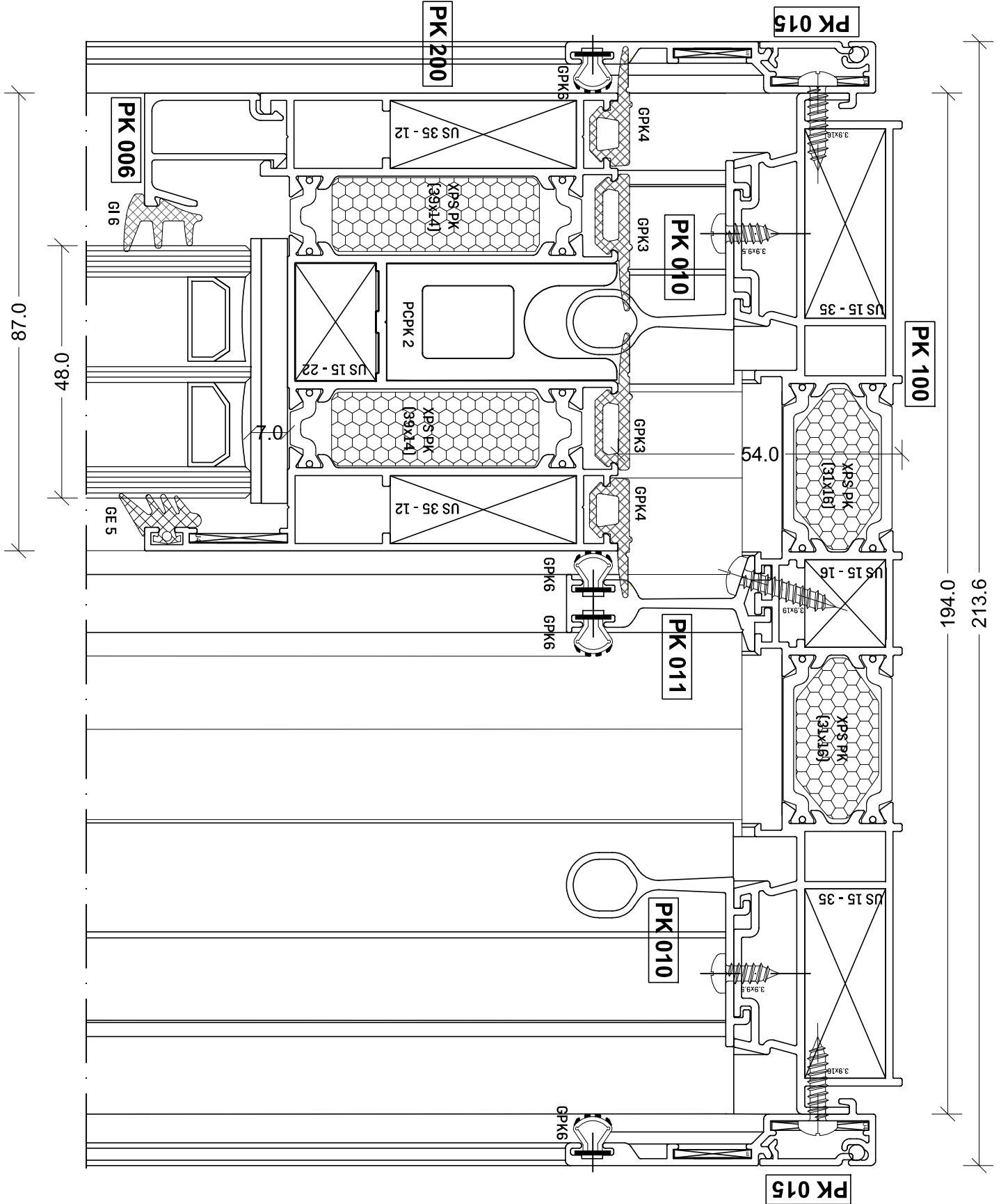
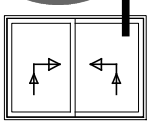


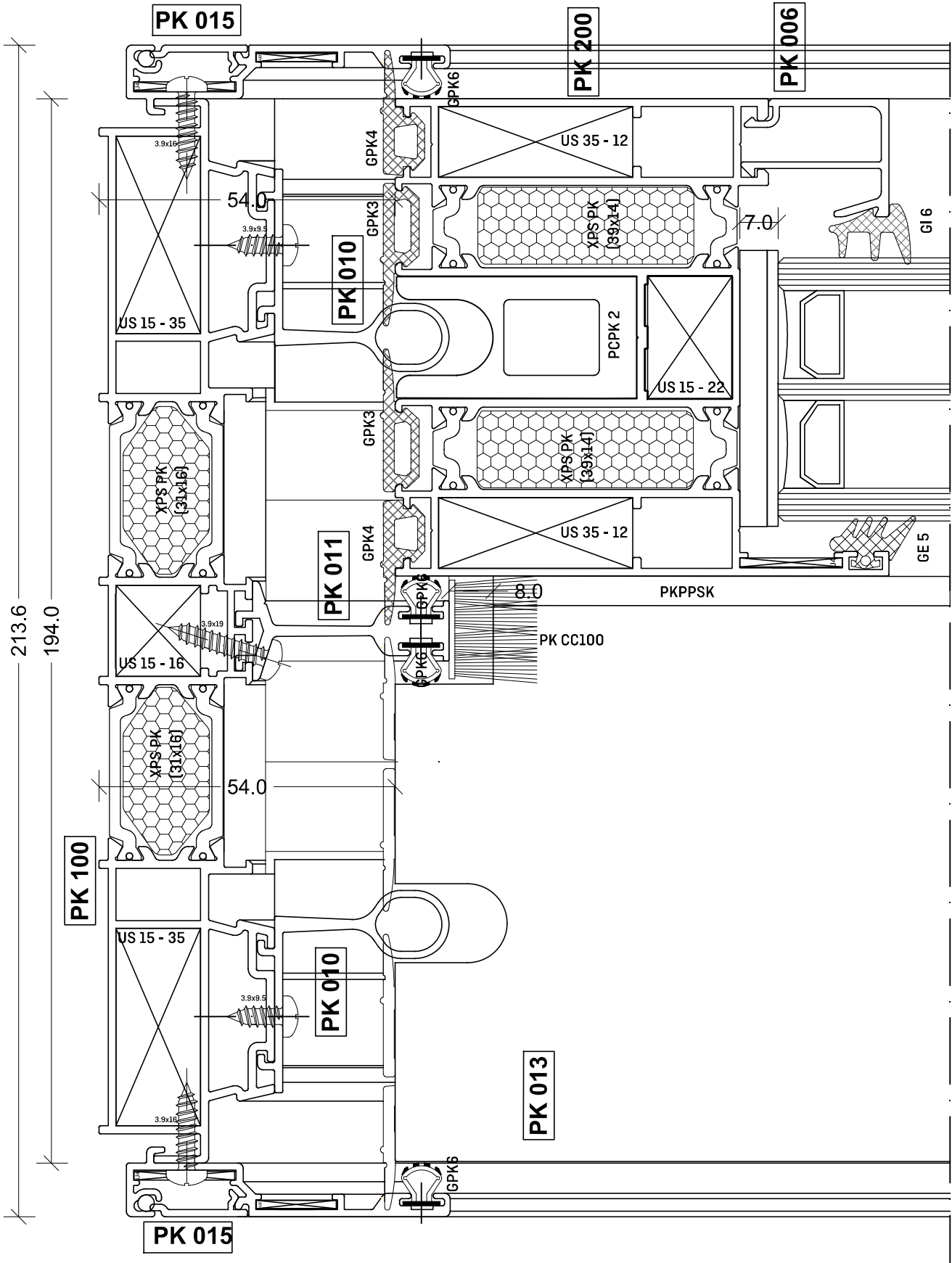
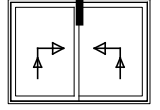
4

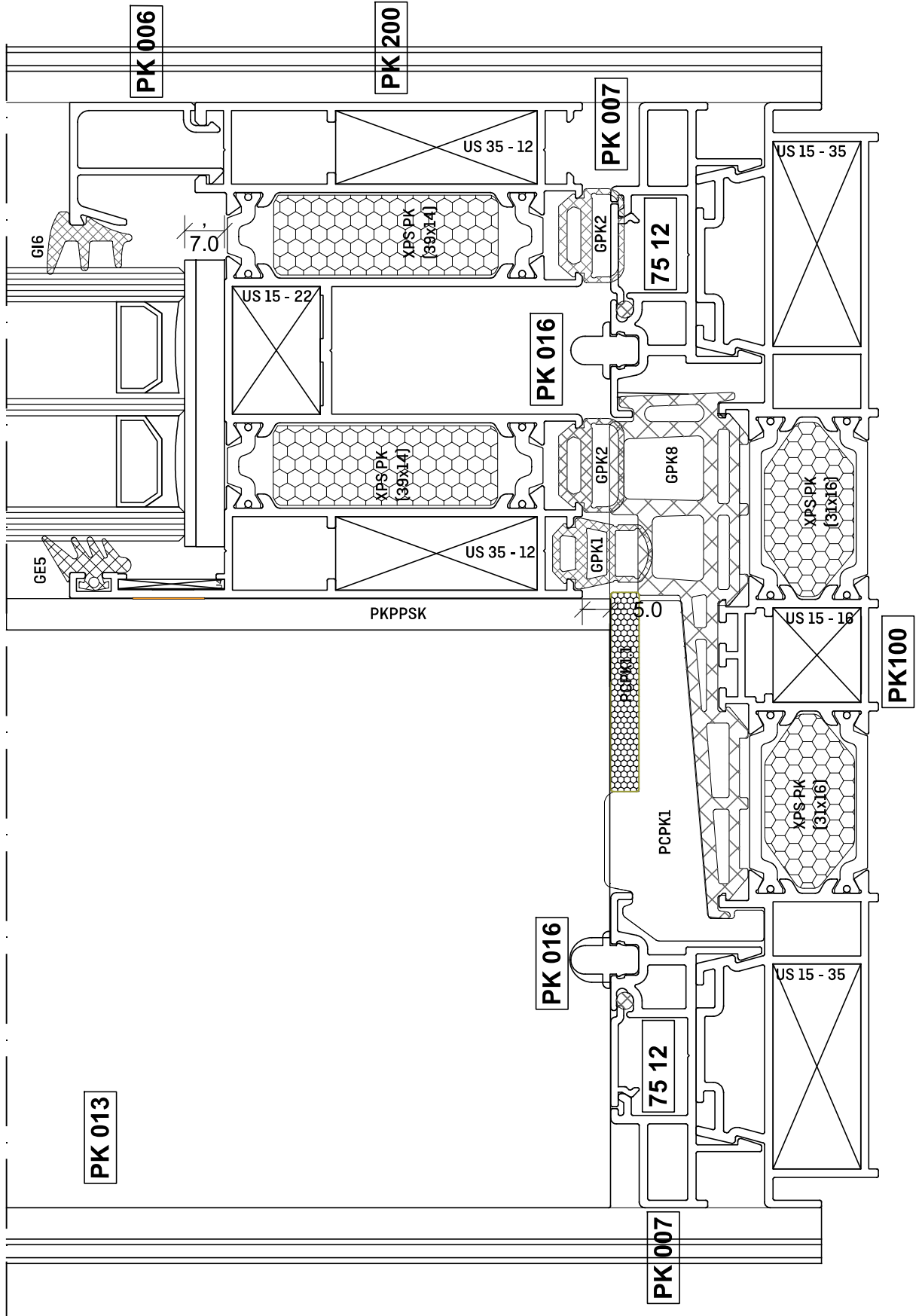
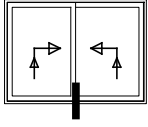
C

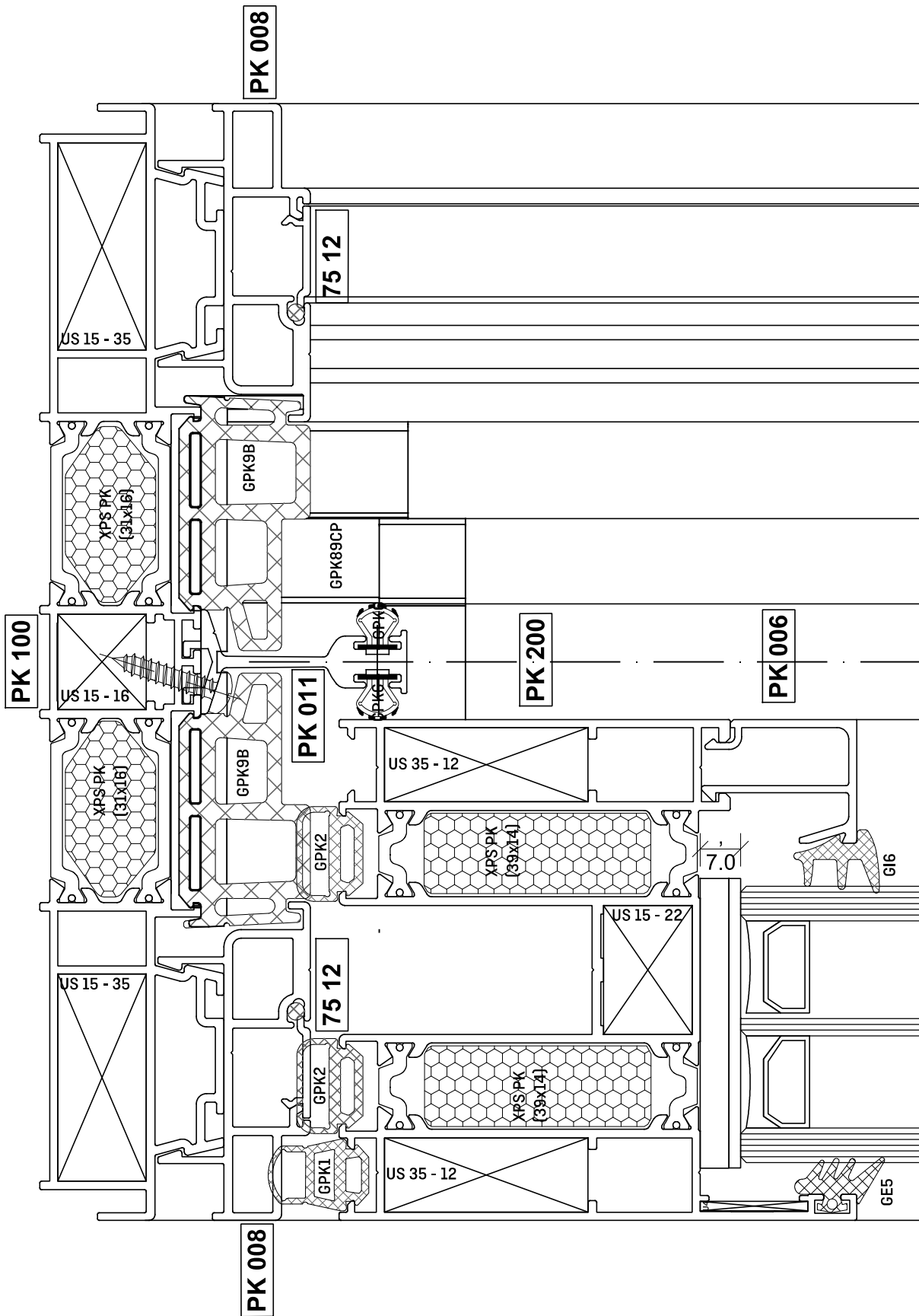
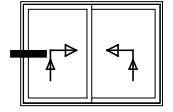
ASC PK

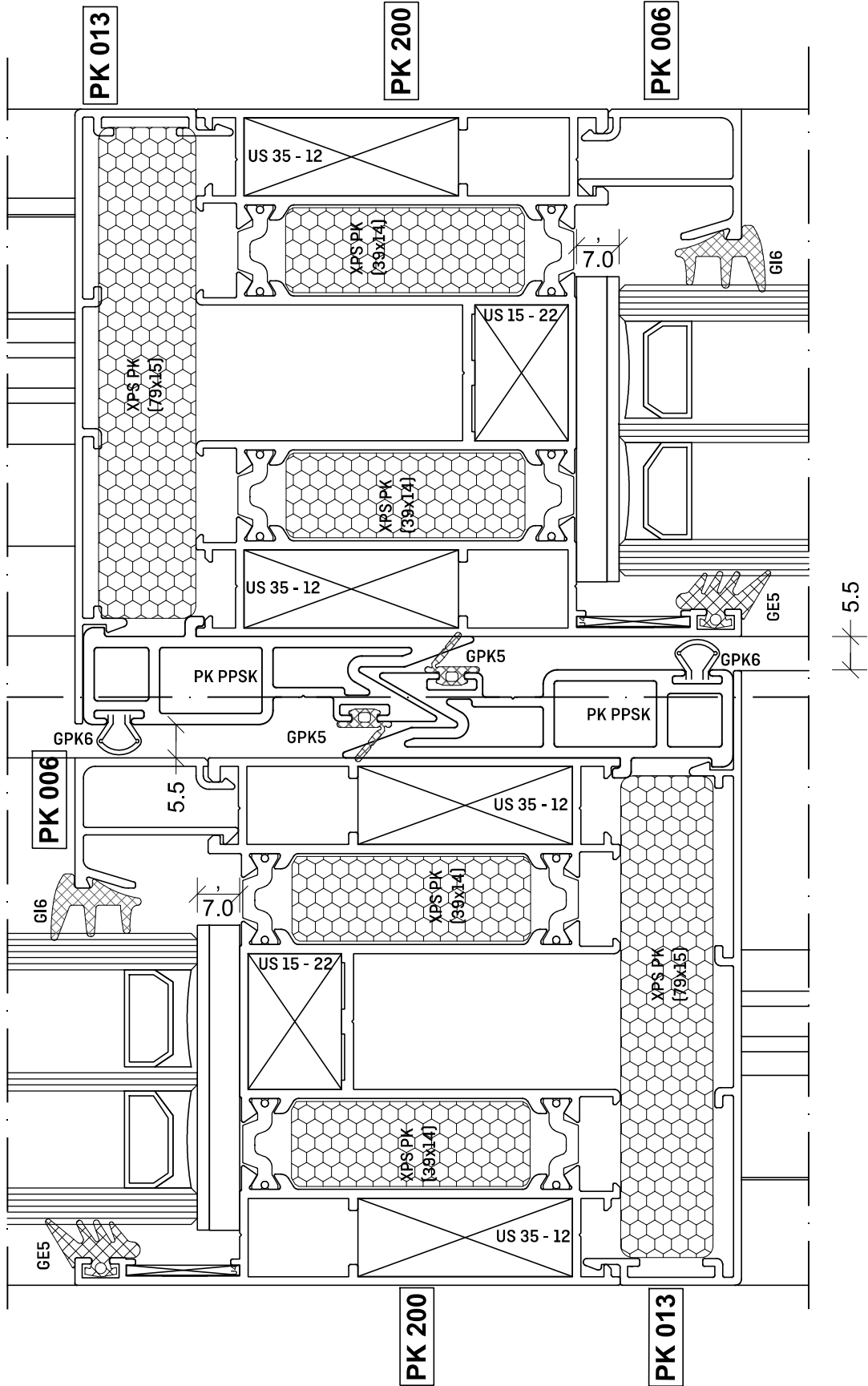
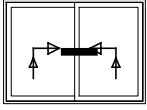
DEOC / PART C

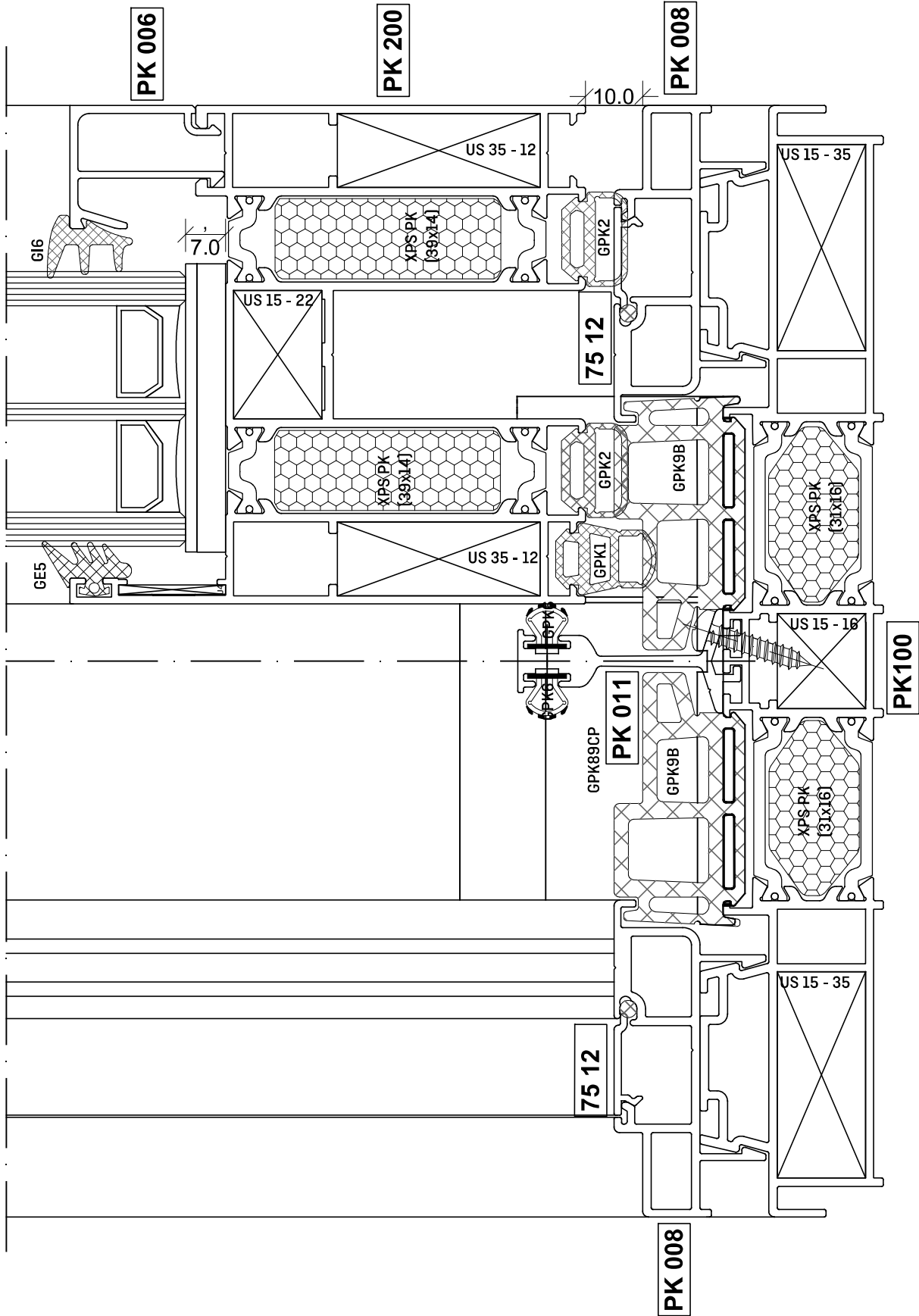
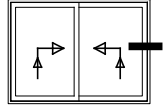


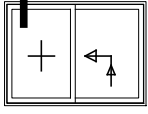










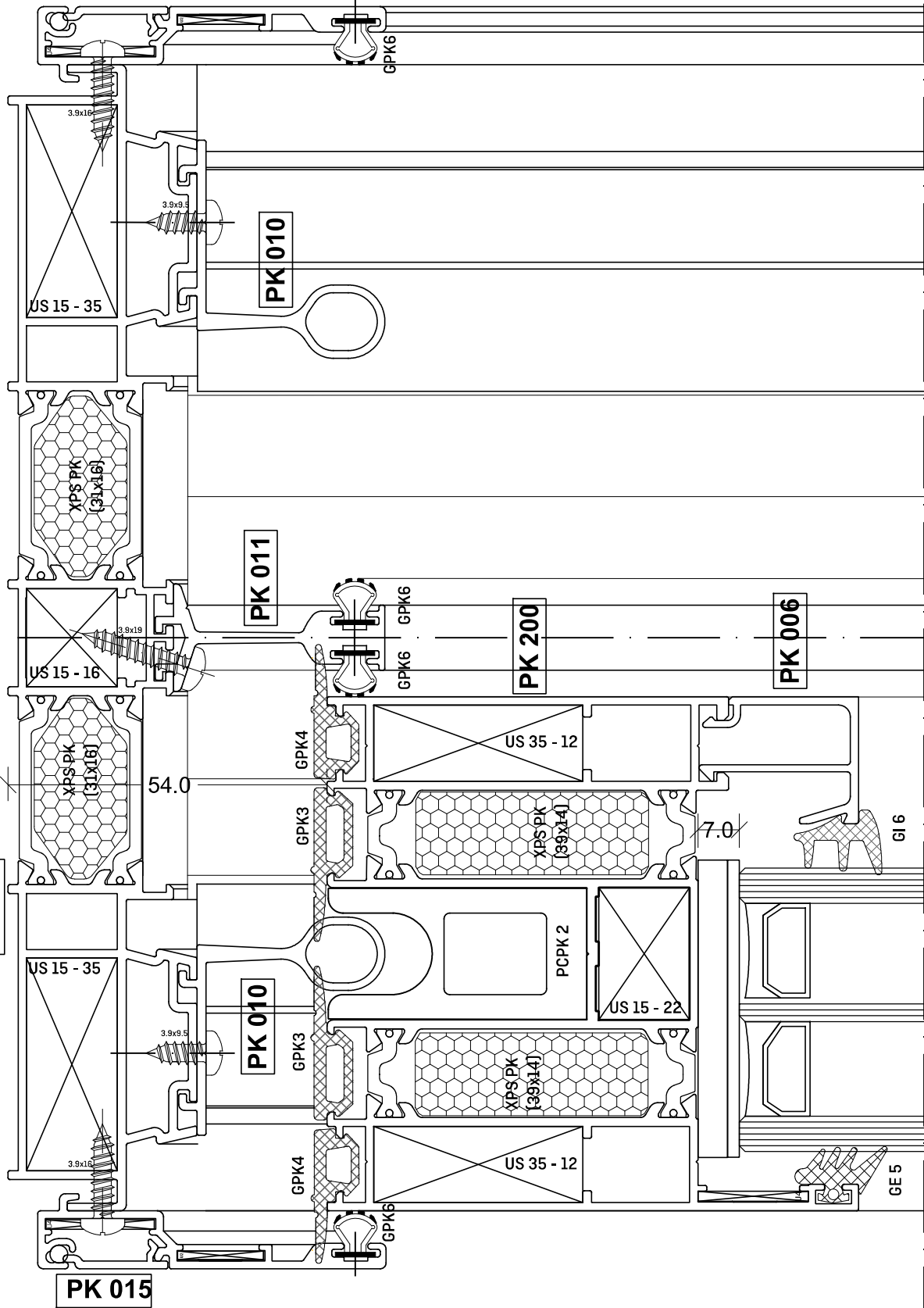


DEOC / PART 1

213.6

194.0

PK 015



US 15 - 35

PK 010

US 15 - 16

PK 011

PK 200

PK 006

PK 100

US 15 - 35

PK 010

PK 015

US 35 - 12

US 35 - 12

XPS PK (31x16)

XPS PK (31x18)

XPS PK (39x14)

XPS PK (39x14)

PCPK 2

US 15 - 22

G16

GE 5

GPK4

GPK3

GPK4

GPK3

GPK4

GPK6

GPK6

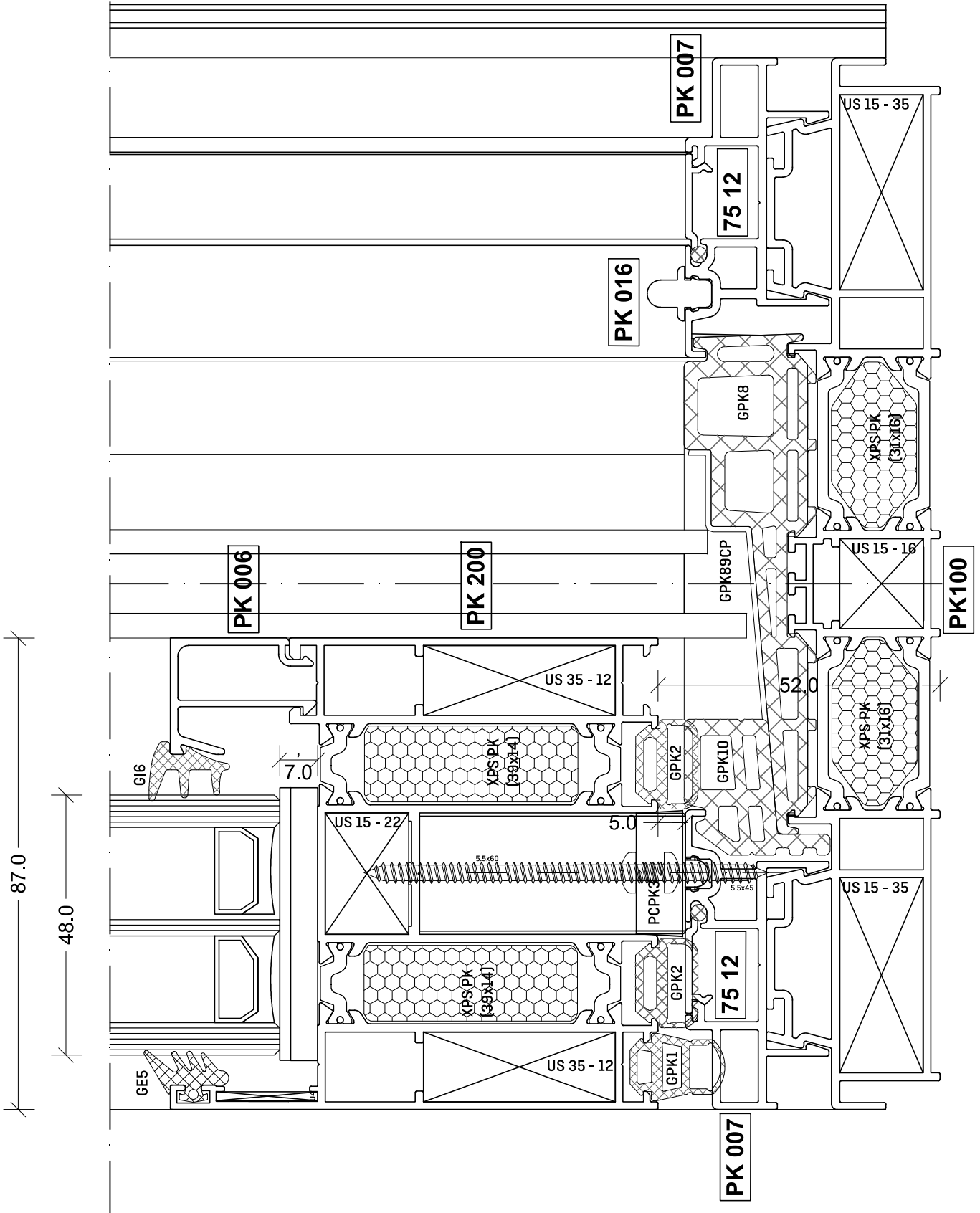
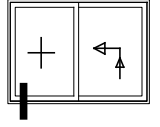
GPK6

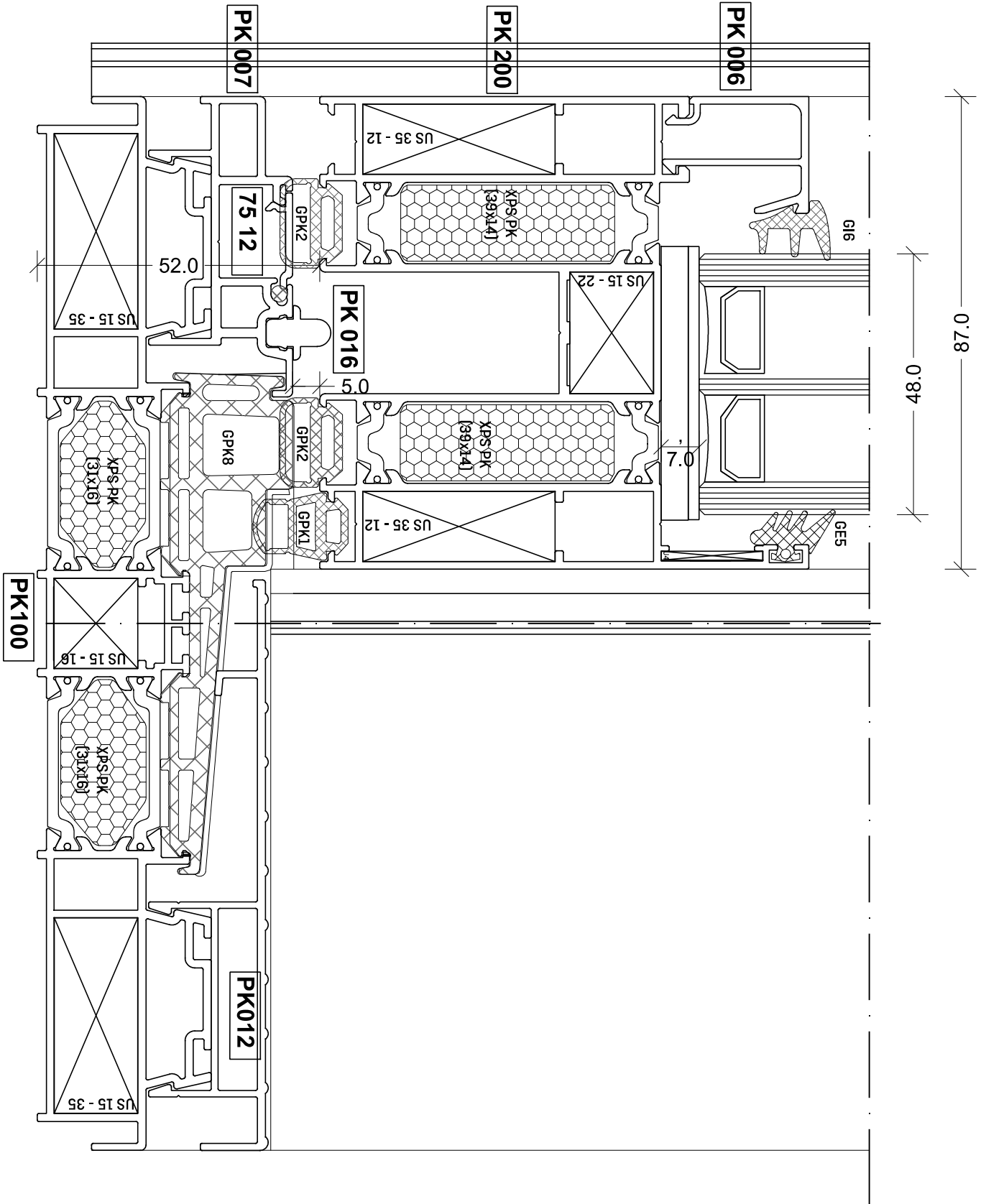
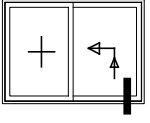
GPK6

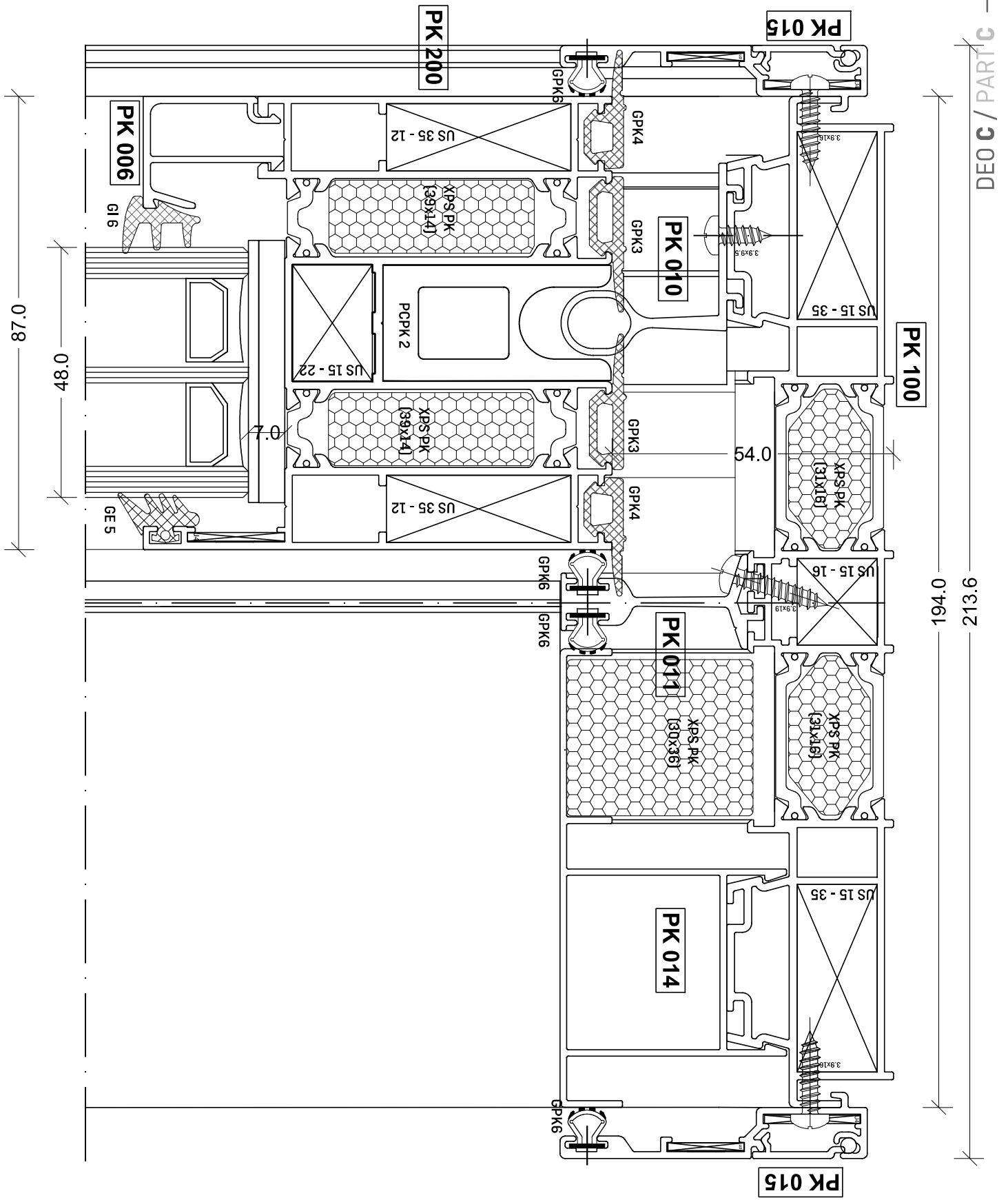
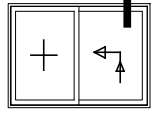
7.0

48.0

87.0



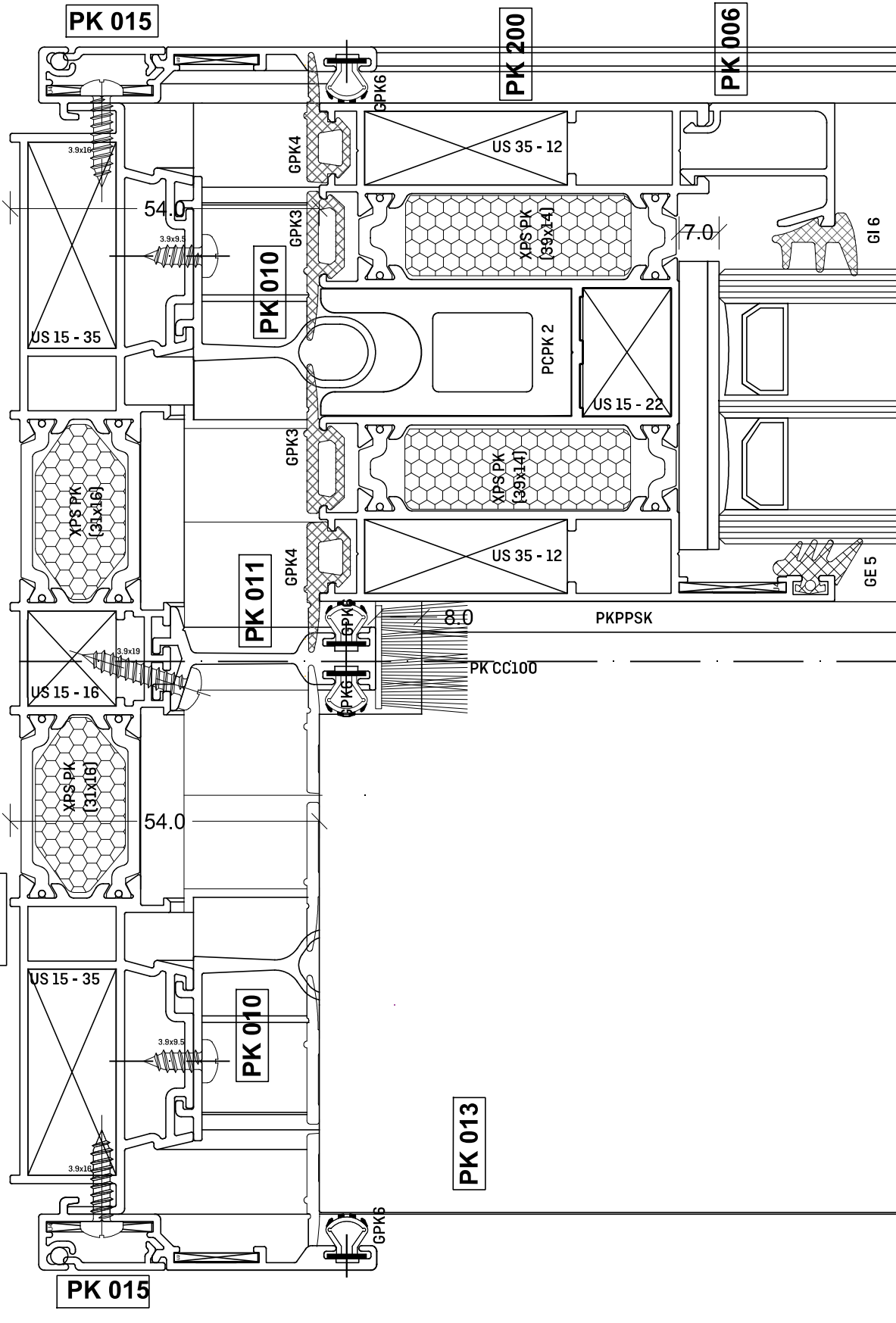
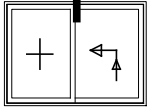


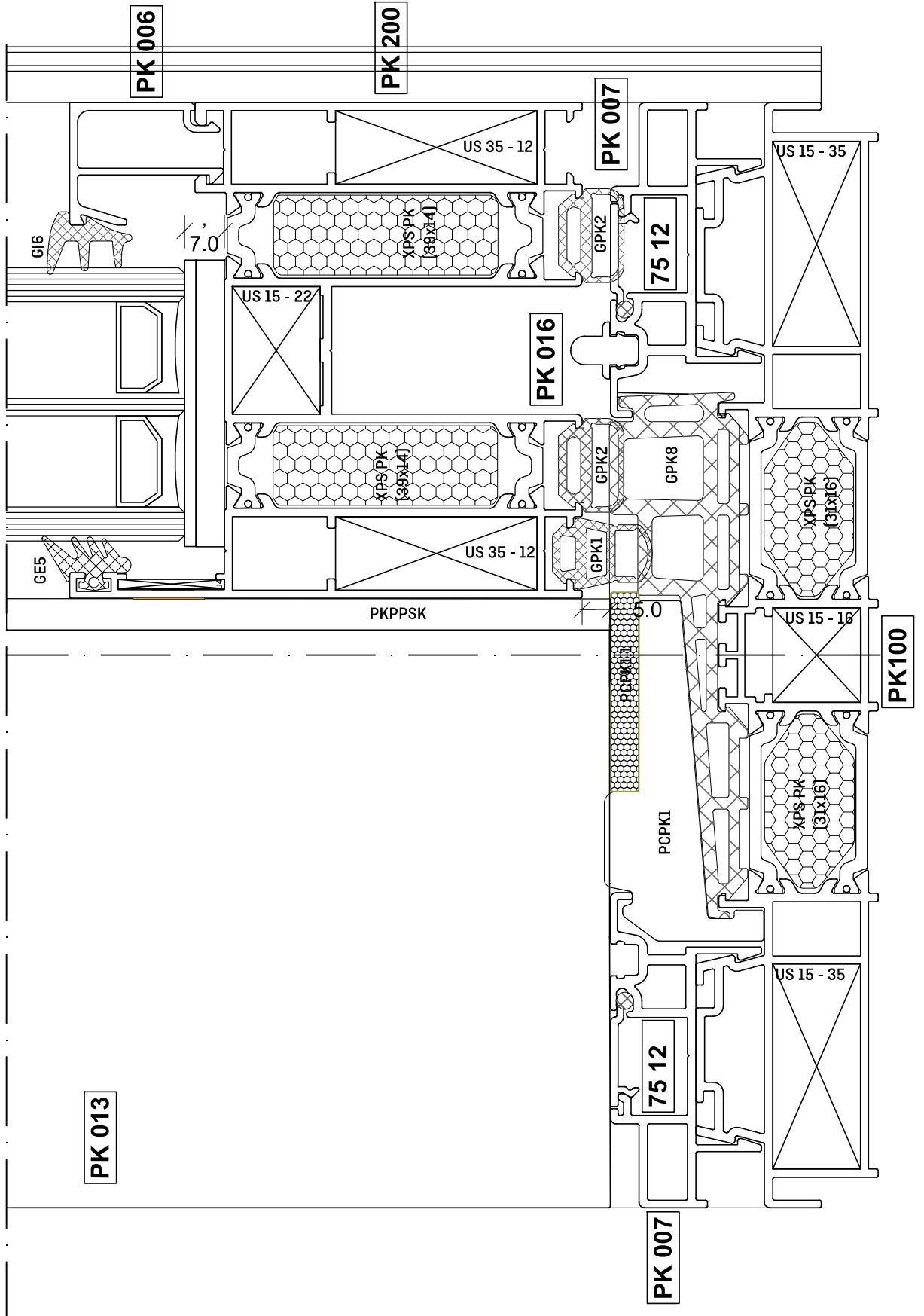
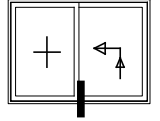


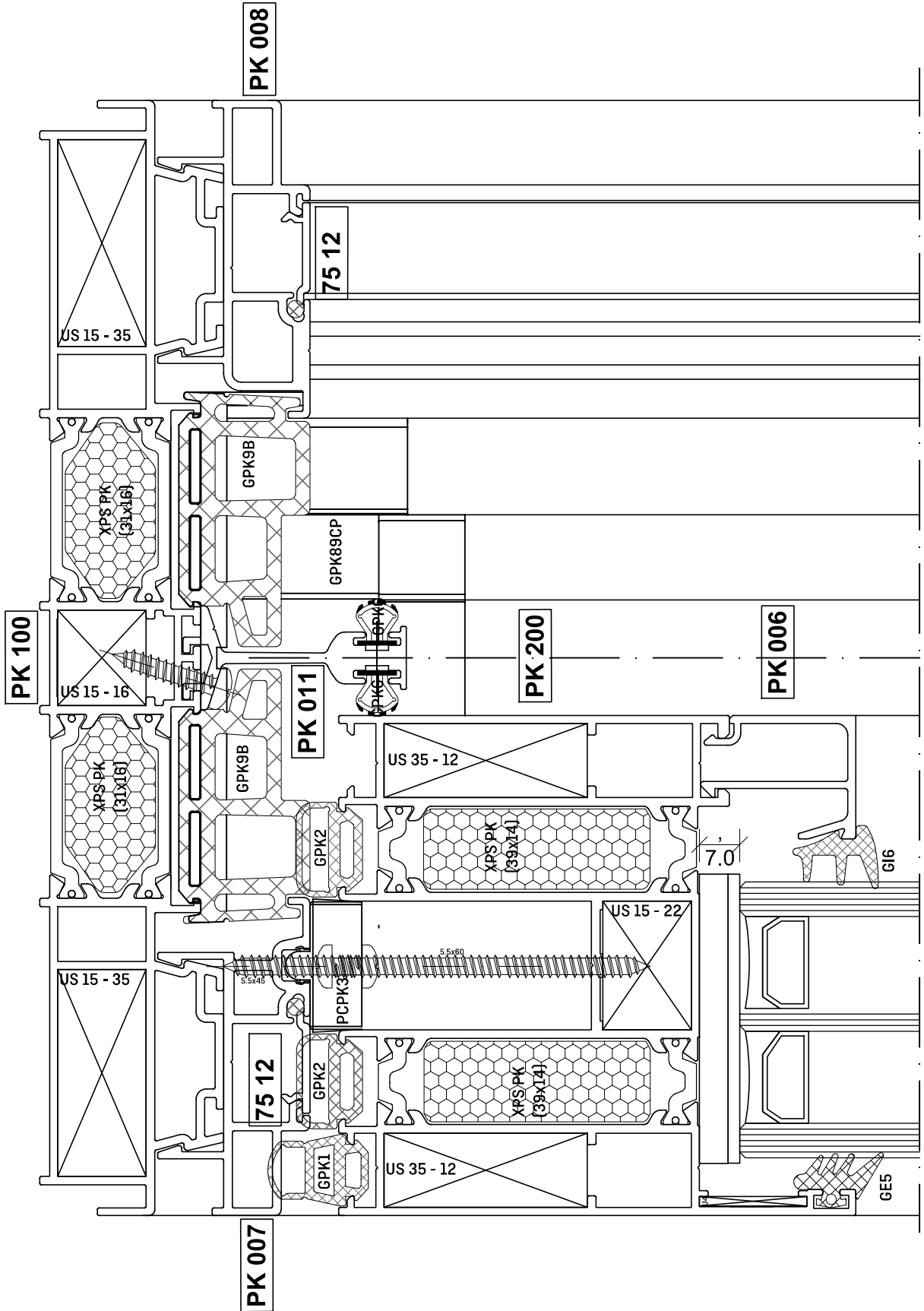
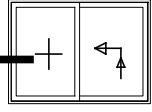
DEOC / PART C

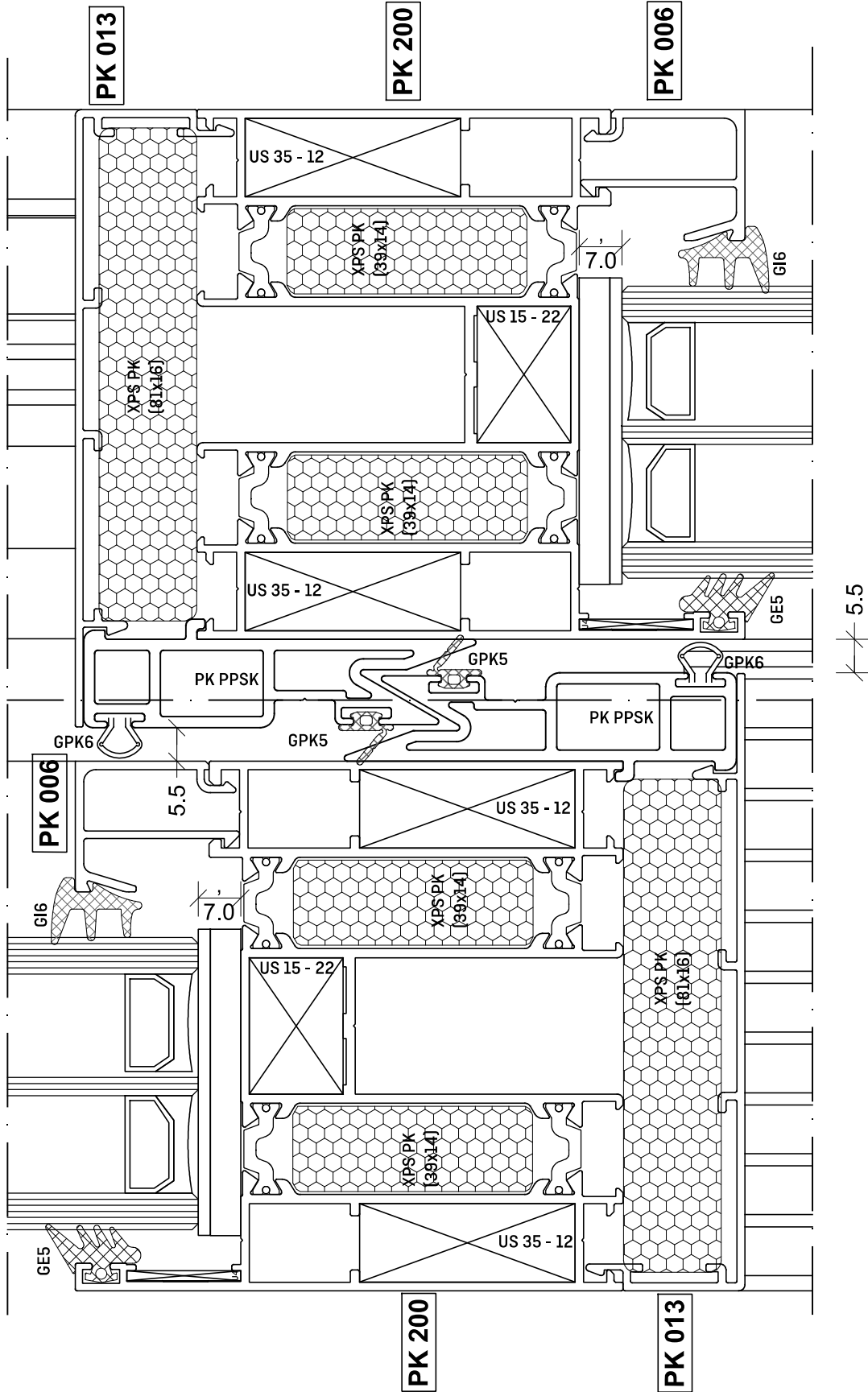
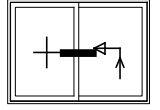
213.6

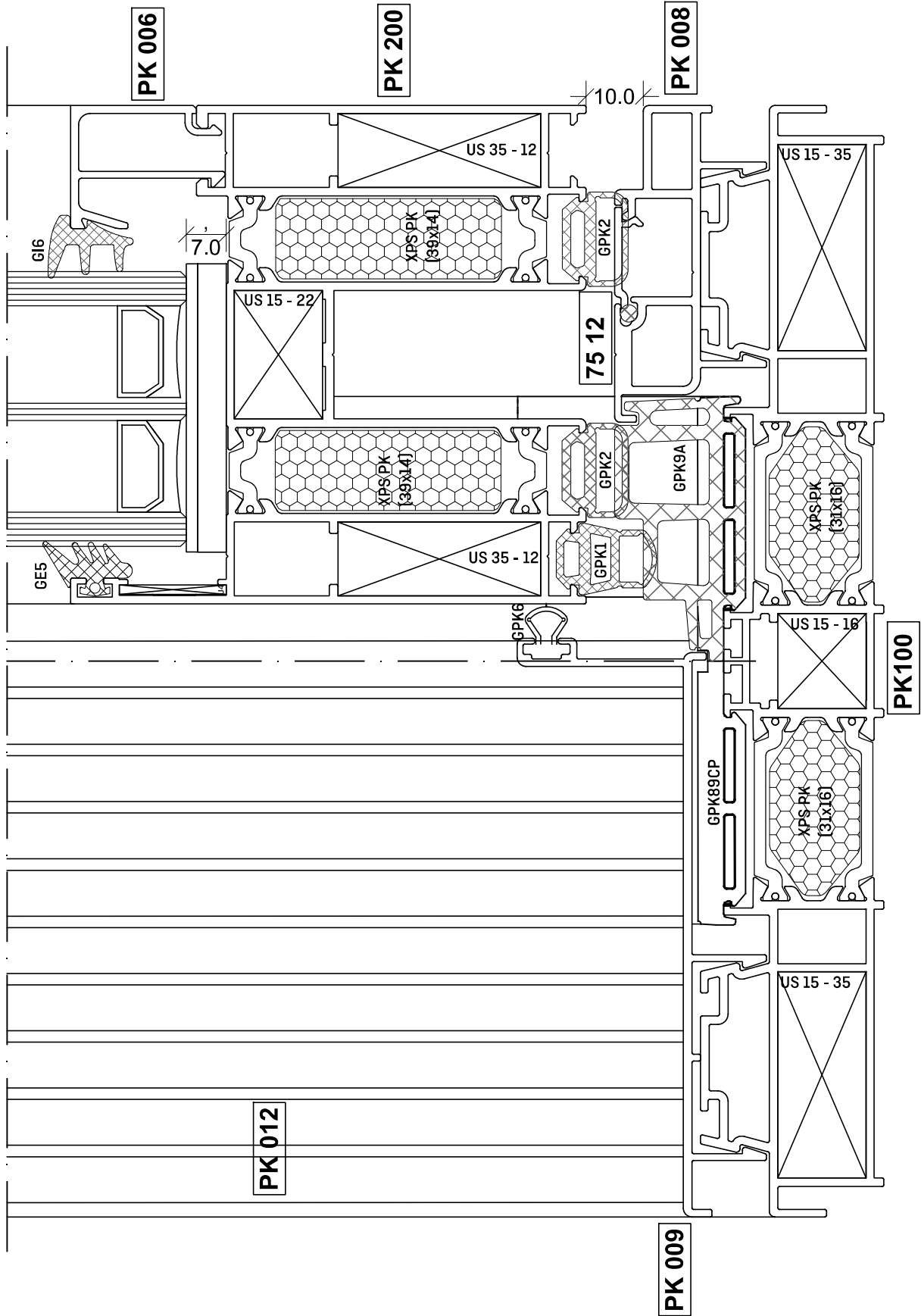
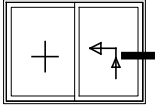
194.0













DEBLJINE ISPUNA I NAČIN KAJLOVANJA
FILLING THICKNESS AND SHIMMING GUIDELINES

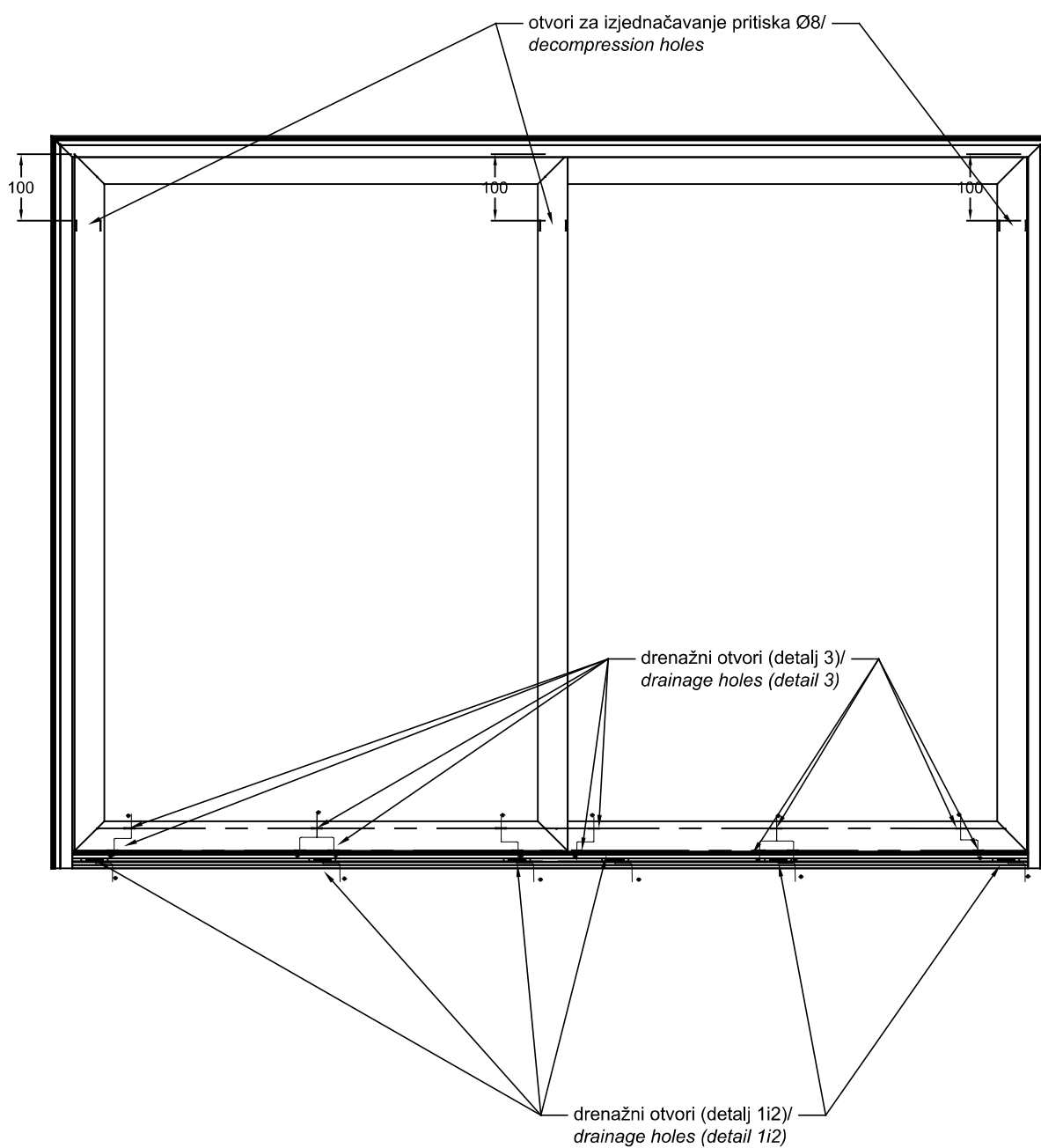
DEO D / PART D



ALUMINUM
SYSTEMS AND
CONSTRUCTIONS



RASPORED DRENAŽNIH OOTVORA I OTVORA ZA IJEDNAČAVANJE PRITISKA NA
KARAKTERISTIČNOJ ŠEMI
ARRANGEMENT OF DRAINAGE HOLES AND DECOMPRESSION HOLES IN CHARACTERISTIC SCHEMES

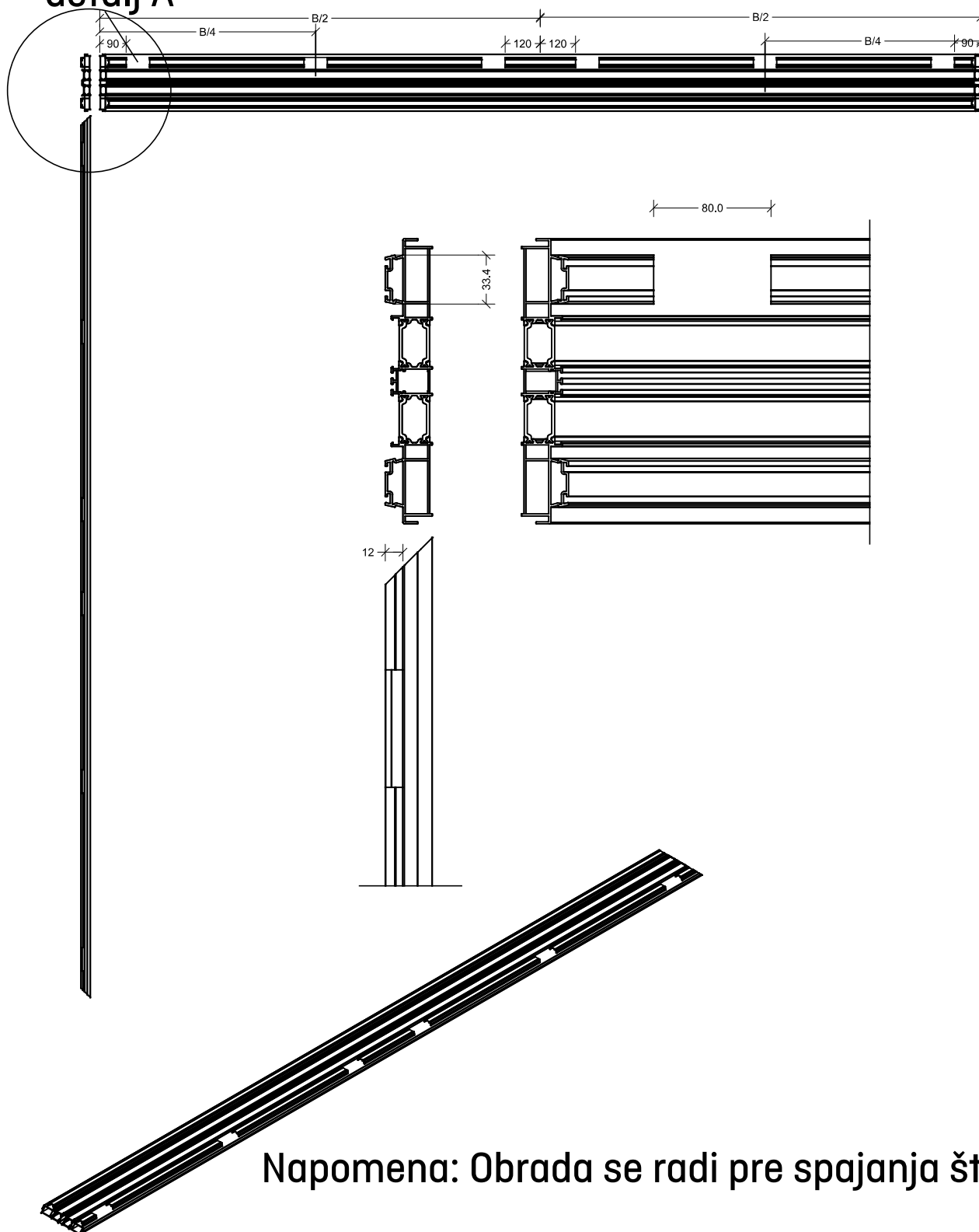


DETALJ 1 / PRIPREMA ŠTOKA PK100 ZA DRENAŽU
 DETAIL 1 / PREPARATION OF THE FRAME PK100 FOR DRAINAGE

Donja horizontalala štoka - spoljna strana

detalj A

DEO D / PART D

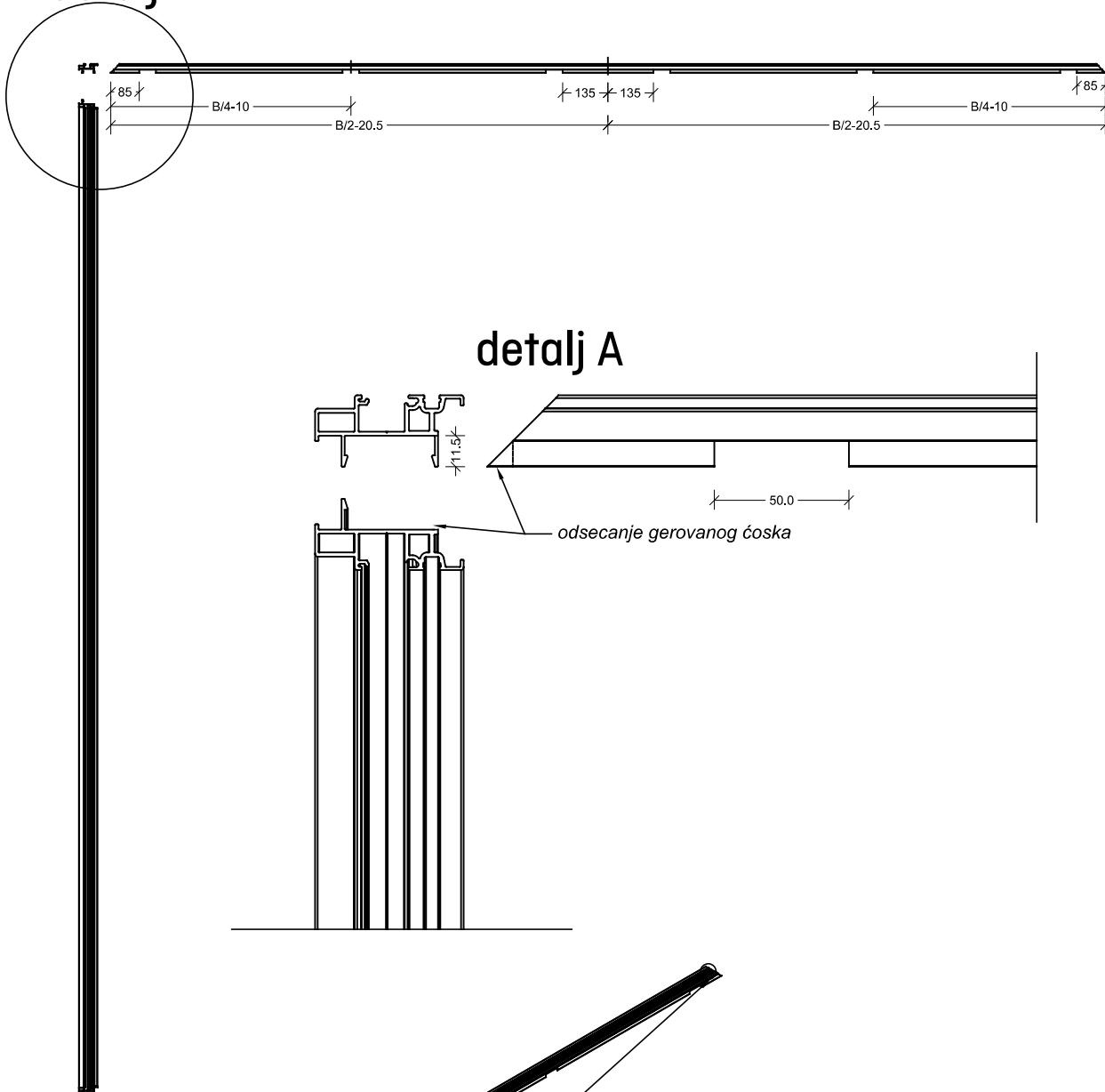


Napomena: Obrada se radi pre spajanja štoka

DETALJ 2 / PRIPREMA NOSAČA ŠINE PK007 ZA DRENAŽU
DETAIL 2 / PREPARATION OF RAIL HOLDER PK007 FOR DRAINAGE

Nosač šine PK007 spoljnog prozora

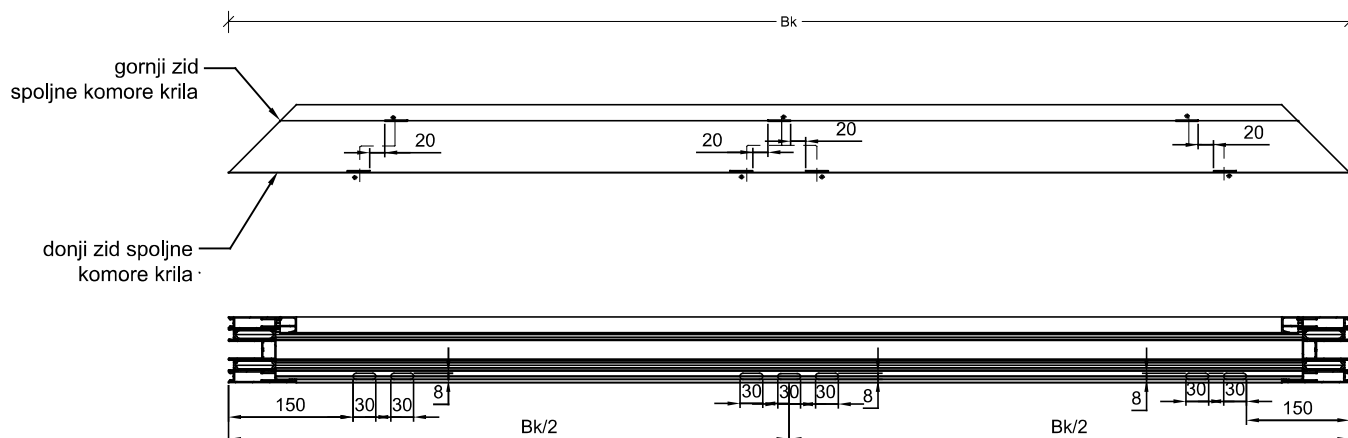
detalj A



Napomena: Odsecanje gerovanog ćoska se radi na oba kraja, oba profila PK007 na prihvatnom kraku ispod šine

DETALJ 3 / PRIPREMA KRILA PK200 ZA DRENAŽU
 DETAIL 3 / PREPARATION OF THE SASH PK200 FOR DRAINAGE

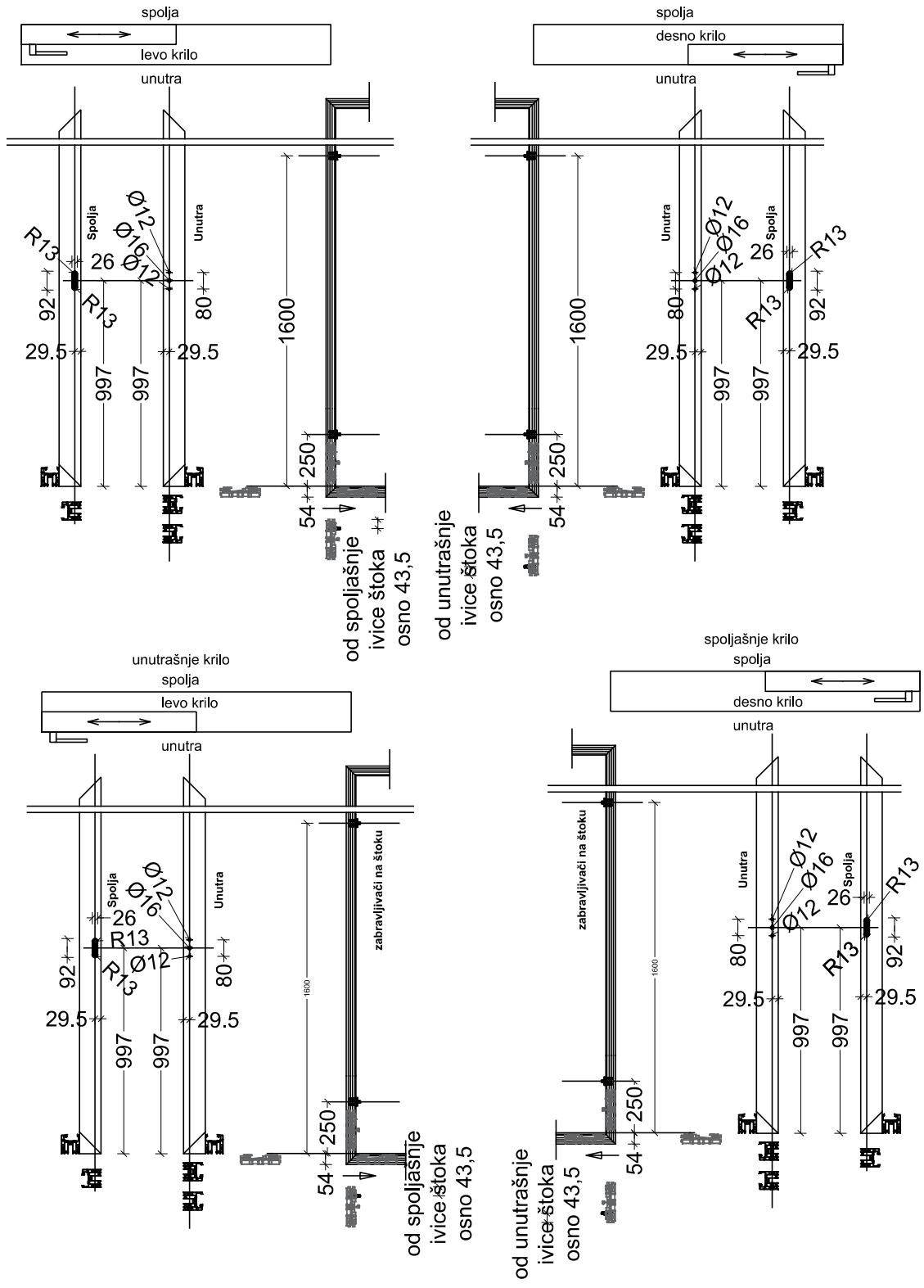
Donja horizontalala krila PK 200



Napomena: Na mestima otvora na donjem zidu izostaviti gumu GPK1

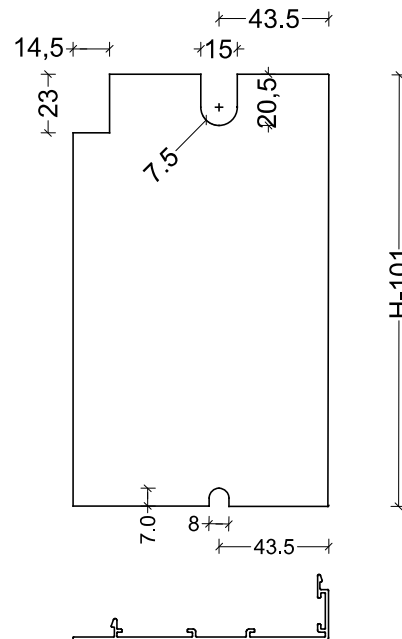
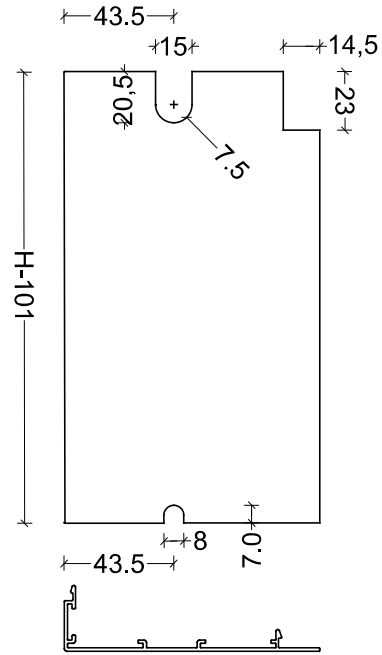
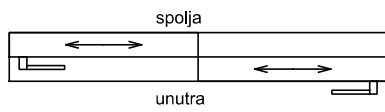
OBRADA VERTIKALNOG PROFILA KRILA ZA OKOV/

PROCESSING OF THE VERTICAL SASH PROFILE FOR THE HARDWARE



OBRADA MASKE KRILA PK013/ Sash mask processing PK013

DEO D / PART D



Napomena: Obrada se radi isto za oba krila u jednom sistemu.



RADIONIČKA DOKUMENTACIJA - PRIMERI
WORKSHOP DRAWINGS - SAMPLES

DEO **E** / PART **E**



ALUMINUM
SYSTEMS AND
CONSTRUCTIONS

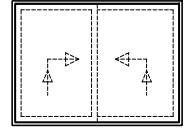


Opšta razrada štoka podizno kliznog sistema sa oba klizna krila /

Formulas for calculating the frame when both sashes are sliding

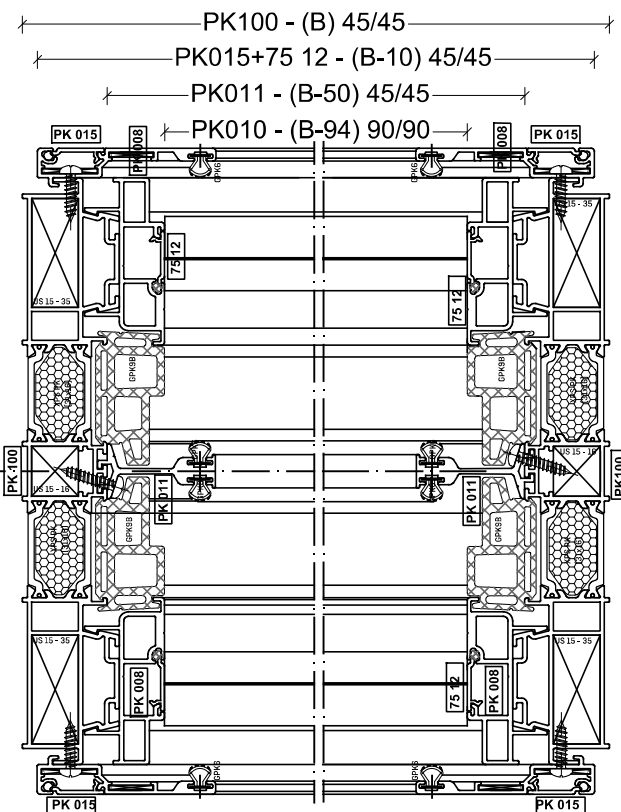
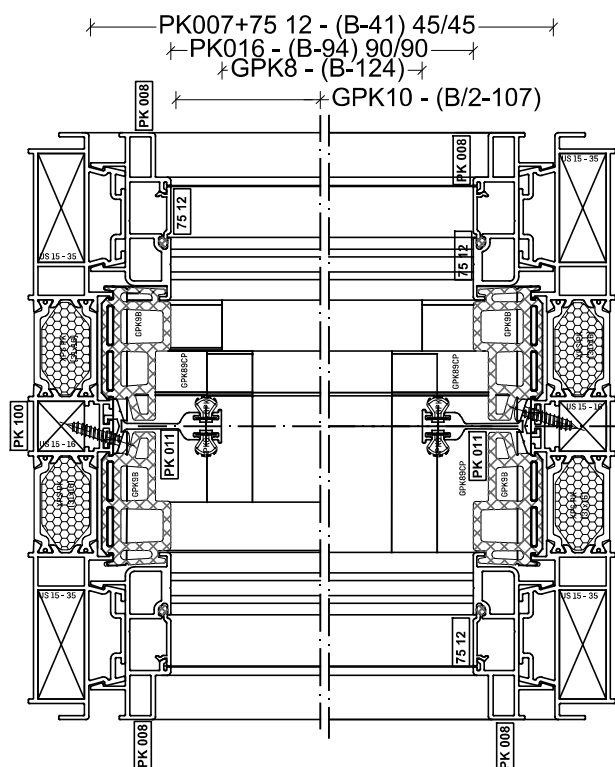
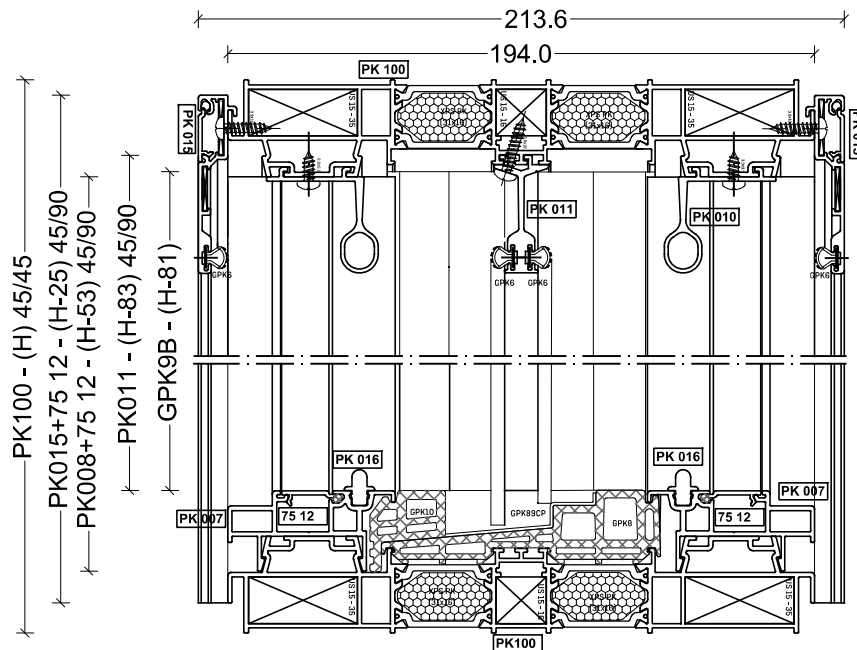
LEGENDA:

- B, spoljna sirina stoka (external frame width);
- H, spoljna visina stoka (external frame height).



PROFILI:					
Br.	OZNAKA	kom.	mere opste	sećenje	sećenje
1.	PK100	2	B	-45°/45°	
2.	PK100	2	H	-45°/45°	
3.	PK007+7512	2	B-41	-45°/45°	
4.	PK016	2	B-94	0°/0°	
5.	PK008+7512	2	H-53	-45°/0°	
6.	PK008+7512	2	H-53	0°/45°	
7.	PK010	2	B-94	0°/0°	
8.	PK011	1	B-50	-45°/45°	
9.	PK011	1	H-83	-45°/0°	
10.	PK011	1	H-83	0°/45°	
11.	PK015+7512	2	B-10	-45°/45°	
12.	PK015+7512	2	H-25	-45°/0°	
13.	PK015+7512	2	H-25	0°/45°	

GUME:			
Br.	OZNAKA	kom.	mere opste
1.	EF G 14	1	4B+8H-414
2.	GPK8	1	B-124
3.	GPK9B	1	4H-328
4.	GPK10	1	B/2-107
5.	GPK6	1	4B+8H-552

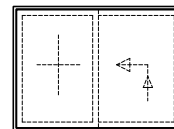


Opšta razrada štoka podizno kliznog sistema sa jednim kliznim i jednim fix krilom

Formulas for calculating the frame when one sash is sliding and other is fix

LEGENDA:

- B, spoljna sirina stoka (external frame width);
- H, spoljna visina stoka (external frame height).

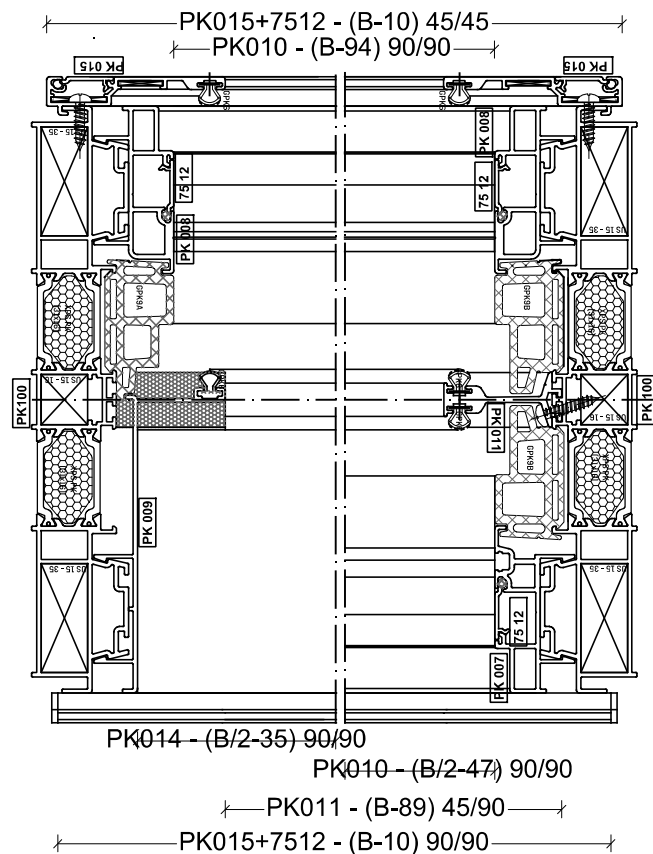
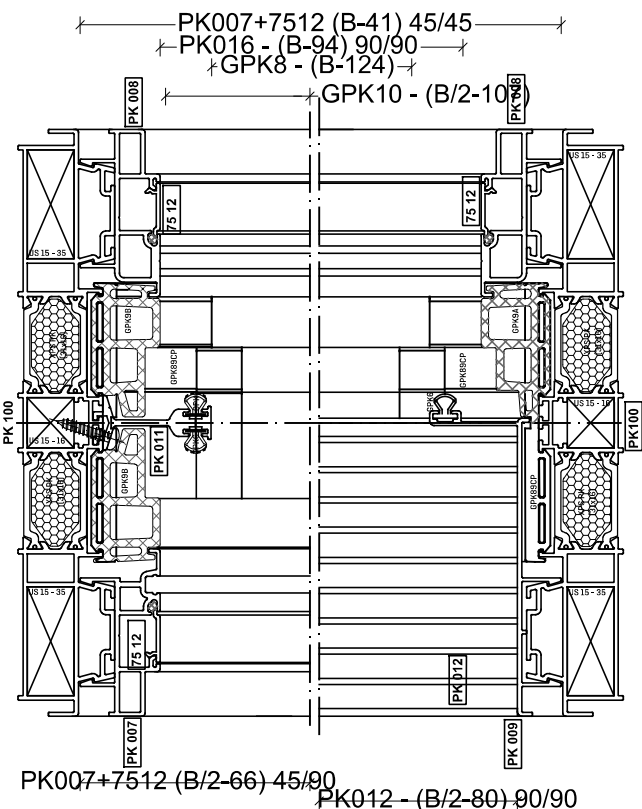
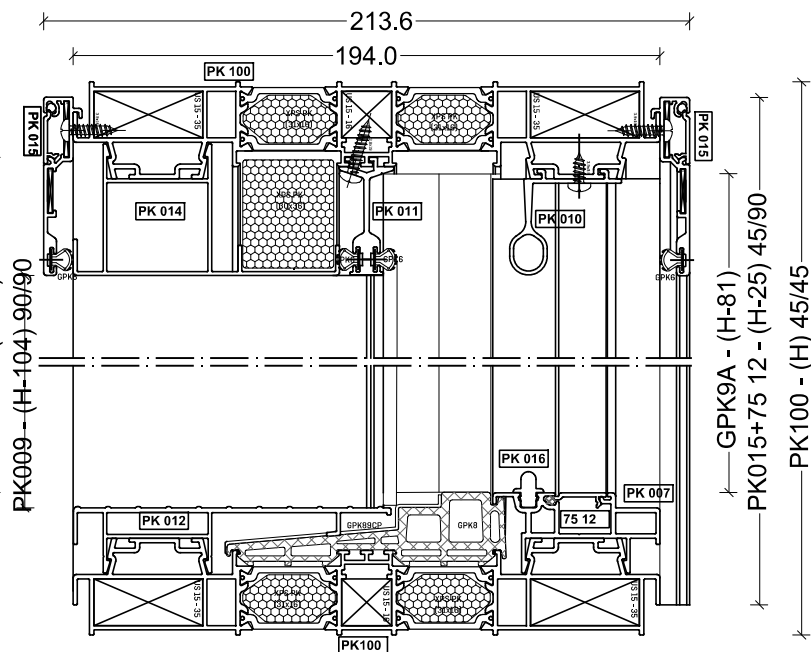


DEO E / PARTE

PROFILI:					
Br.	OZNAKA	kom.	mere opste	sečenje	sečenje
1.	PK100	2	B	-45°/45°	
2.	PK100	2	H	-45°/45°	
3.	PK007+7512	1	B-41	-45°/45°	
4.	PK007+7512	1	B/2-66	-45°/0°	
5.	PK007+7512	1	H-53	-45°/0°	
6.	PK016	1	B-94	0°/0°	
7.	PK008+7512	1	H-53	-45°/0°	
8.	PK008+7512	1	H-53	0°/45°	
9.	PK009	1	H-104	0°/0°	
10.	PK012	1	B/2-80	0°/0°	
11.	PK014	1	B/2-35	0°/0°	
12.	PK010	1	B-94	0°/0°	
13.	PK010	1	B-47	0°/0°	
14.	PK011	1	H-83	-45°/0°	
15.	PK011	1	B-89	0°/45°	
16.	PK015+7512	1	B-10	-45°/45°	
17.	PK015+7512	1	B-10	0°/0°	
18.	PK015+7512	1	H-25	0°/45°	
19.	PK015+7512	1	H-25	-45°/0°	

GUME:			
Br.	OZNAKA	kom.	mere opste
1.	EF G 14	1	7B/2+5H-336
2.	GPK8	1	B-124
3.	GPK9B	1	2H-162
4.	GPK9A	1	H-81
5.	GPK10	1	B/2-107
6.	GPK6	1	2B+5H-346

PK008+7512 - (H-53) 45/90
 na drugom vertikalnom preseku u ovoj duzini
 PK007+7512 i ogledalo obradjen PK008+7512
 PK011 - (H-83) 45/90
 PK009 - (H-104) 90/90



Opšta razrada krila podizno kliznog sistema

Formulas for calculating the sash

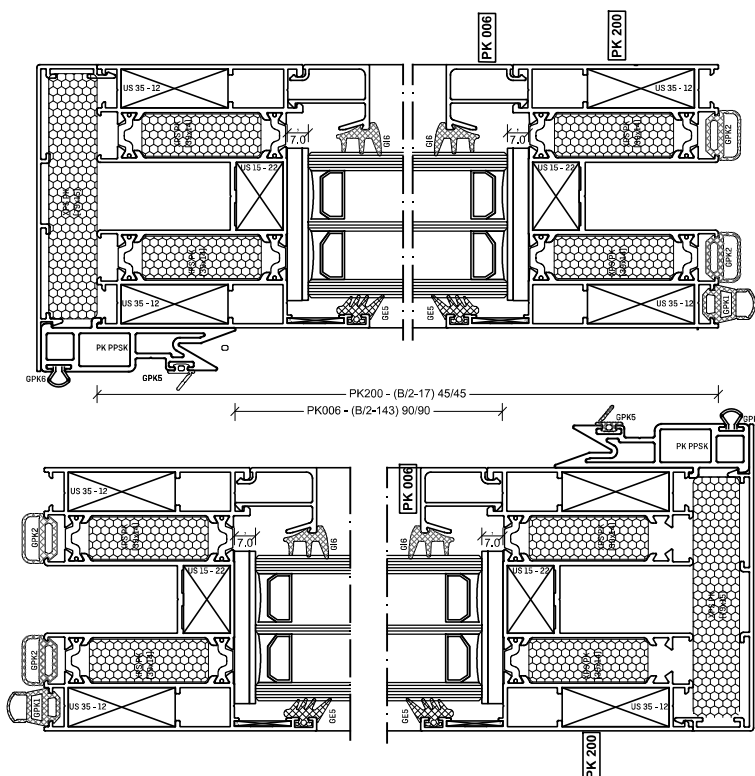
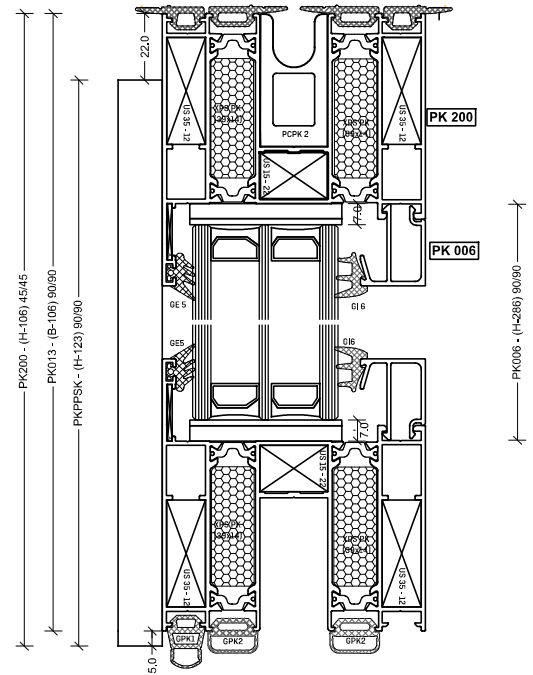
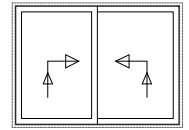
LEGENDA:

- B, spoljna sirina stoka (external frame width);
- H, spoljna visina stoka (external frame height).

PROFILI:					
Br.	OZNAKA	kom.	mere opste	sećenje	sećenje
1.	PK200	2	B/2-17	-45°/45°	
2.	PK200	2	H-106	-45°/45°	
3.	PK006	2	B/2-143	0°/0°	
4.	PK006	2	H-286	0°/0°	
5.	PK013	1	H-106	0°/0°	
6.	PKPPSK	1	H-123	0°/0°	

GUME:			
Br.	OZNAKA	kom.	mere opste
1.	GE 5	1	B+2H-858
2.	GI 6	1	B-2H-858
3.	GPK1	1	B/2+H-123
4.	GPK2	1	B+2H-246
5.	GPK3	1	B-34
6.	GPK4	1	B-34
7.	GPK5	1	H-123
8.	GPK6	1	H-123

ISPUNA:					
Br.	OZNAKA	kom.	širina (mm)	visina (mm)	težina (kg)
1.	6/16/4/16/6	2	B/2-158	H-247	dsx(B/2-158)x(H-247)x2.5



PREGLED VIJAKA I OSTALIH ELEMENATA U KONSTRUKCIJI ASC PK/ REVIEW OF THE SCREWS AND OTHER ACCESSORIES IN THE ASC PK CONSTRUCTION

	R. br.	dimenzija vijka	standard	OPIS (koristi se za vezu)	broj komada vijaka (formula za izračunavanje)
OSNOVNI	1.	ST 3.9x9.5 sa ravnom glavom	DIN 7981	štok i nosač šine (PK007)	$((B-200)/400+1)*2$
				štok i nosač okova (PK008)	$((H-300)/400+1)*4$
				štok i vođica krila (PK010)	$((B-300)/400+1)*2$
				krilo i plastični fiksator krila (PCPK2)	4
	2.	ST 3.9x19 sa ravnom glavom	DIN 7981	štok i gornji dopunski profil (PK011)	$(B+2*H-300)/400+1$
	3.	ST 3.9x16 sa ravnom glavom	DIN 7981	štok i bočna maska (PK015)	$((B+2*H-100)/400+1)*2$
krilo i profil spoja krila (PKPPSK)				$((H-200)/400+1)*2$	
ZA FIXNO KRILU	4.	ST 4.8x60 sa ravnom glavom ST 4.8x50 sa ravnom glavom	DIN 7981	krilo za štok preko PCPK3 PCPK3 za krilo	1 kom po elementu PCPK3 2 kom po elementu PCPK3
ZA MONTAŽU	5.	ST 5.5x19 sa ravnom glavom	DIN 7981	veza štoka (PK100) sa čeličnim slepim štokom	$(2*(H+B))/500 +4$

OSTALI ELEMENTI				
Br.	OZNAKA	količina	j.mere	MESTO UGRADNJE
1.	PCPK1+PCPK1.1	1	kom.	Centralno na donji štok pričvrsti se silikonom
2.	PKCC100	1	kom.	Centralno na gornji dopunski profil PK011 samolepljiva
3.	PCPK2	4	kom.	U gornje uglove krila nakon njihovog ubacivanja u štok, pričvršćuju se vijkom
4.	GPK89PC	1	set	U donje uglove štoka - prate gumu GPK8
5.	PKPK3+AI 50x20x47	7	kom.	Za pričvršćivanje fixnog krila



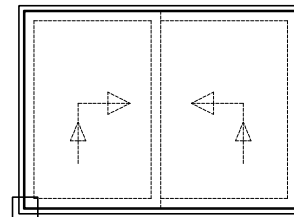
MAŠINSKA OBRADA I SKLAPANJE
MECHANICAL TREATMENTS AND ASSEMBLING

DEO F / PART F

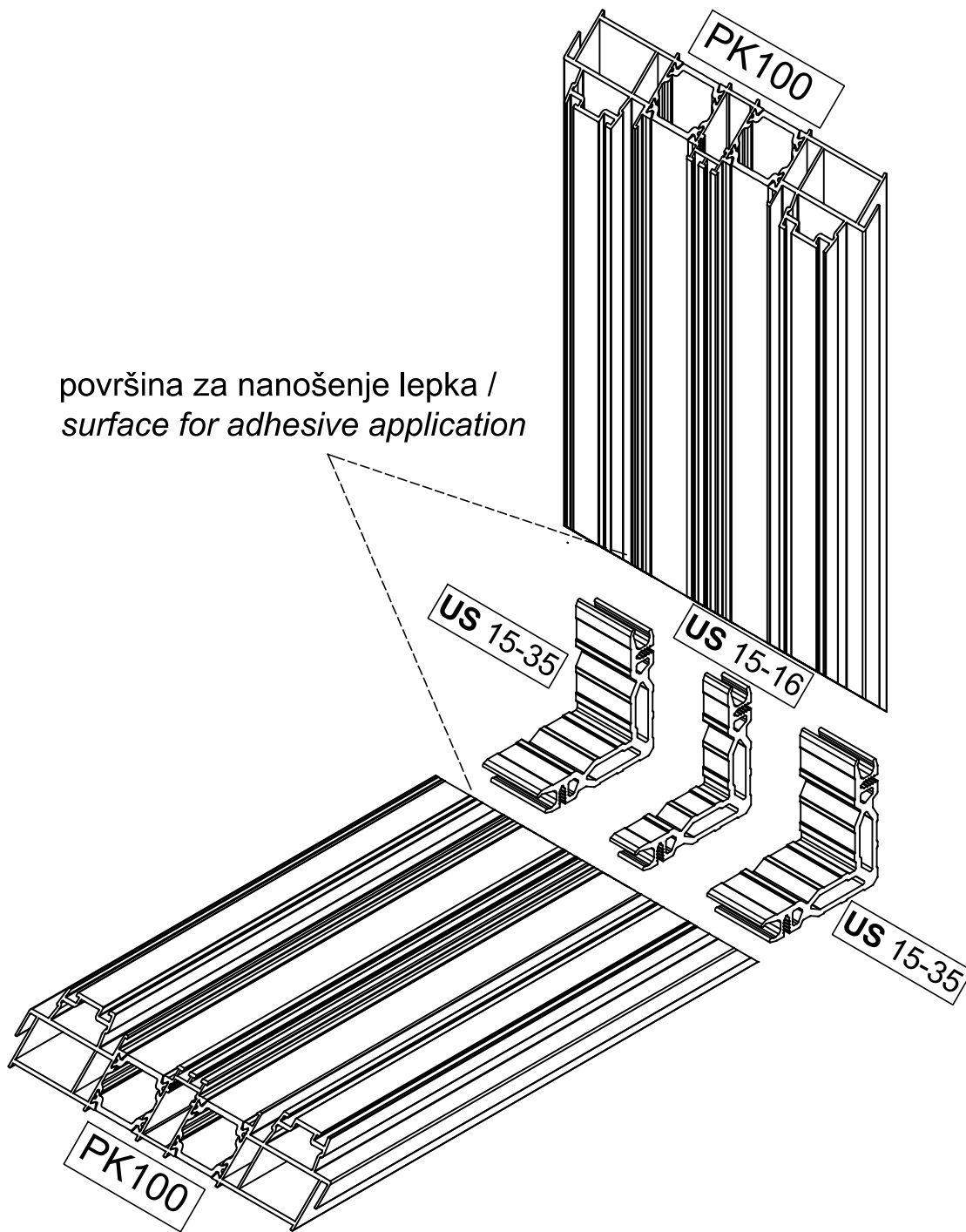


ALUMINUM
SYSTEMS AND
CONSTRUCTIONS





površina za nanošenje lepka /
surface for adhesive application



sečenje profila
pod 45° /
sawing profiles
under 45

45°

obična spojnica/
ordinary
corner joint

čišćenje/
cleaning



punjenje
lepkom/
glue inject



nanošenje
lepka/
adhesive
application



ubacivanje
spojnica i uloški/
inserting corner
joint

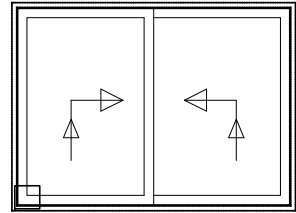


štibanje/
crimping

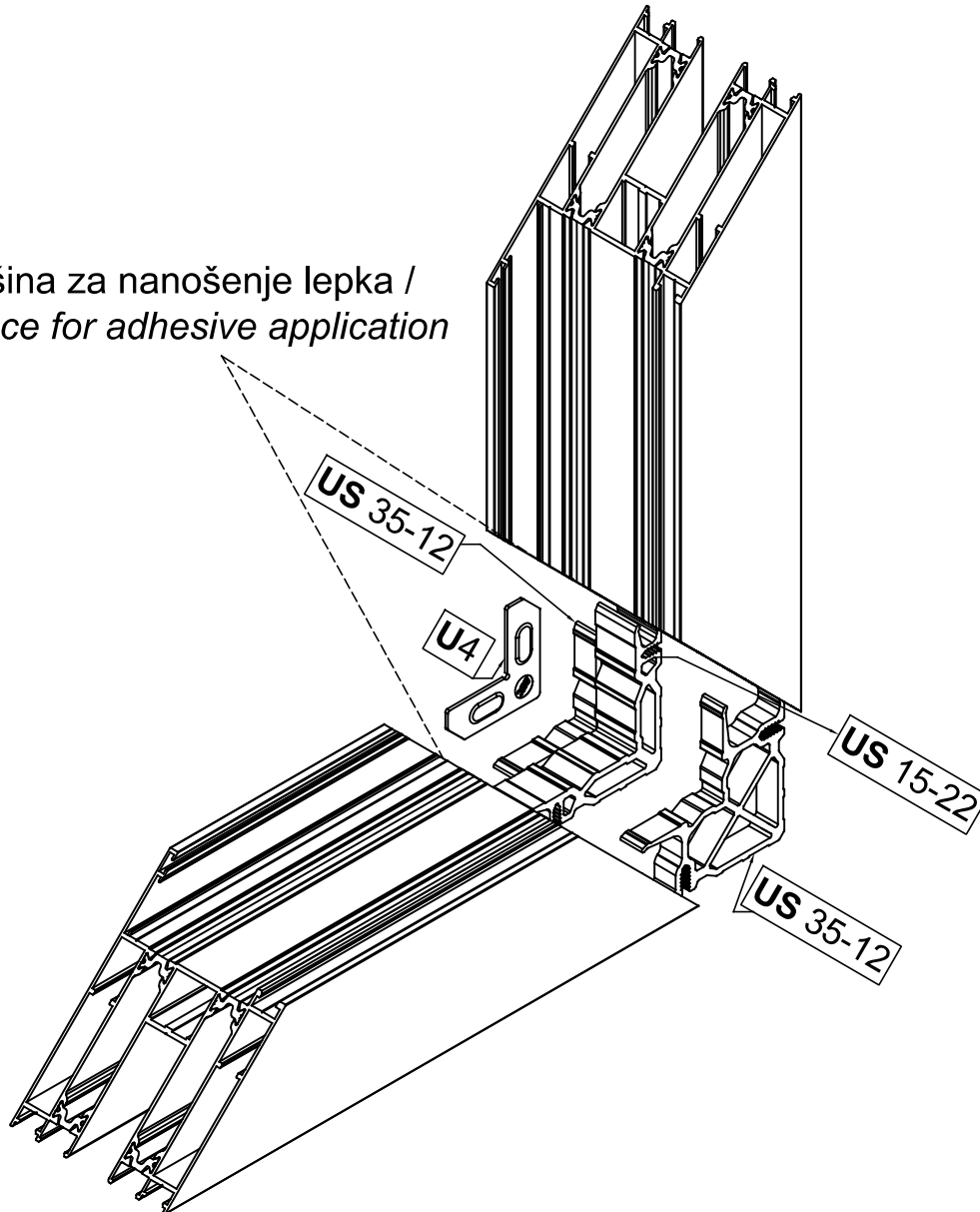


čišćenje/
cleaning





površina za nanošenje lepka /
surface for adhesive application



sečenje profila
pod 45°/
sawing profiles
under 45

45°

obična spojnica/
ordinary
corner joint

čišćenje/
cleaning



punjenje
lepkom/
glue inject



nanošenje
lepka/
adhesive
application



ubacivanje
spojnica i uloški/
inserting corner
joint

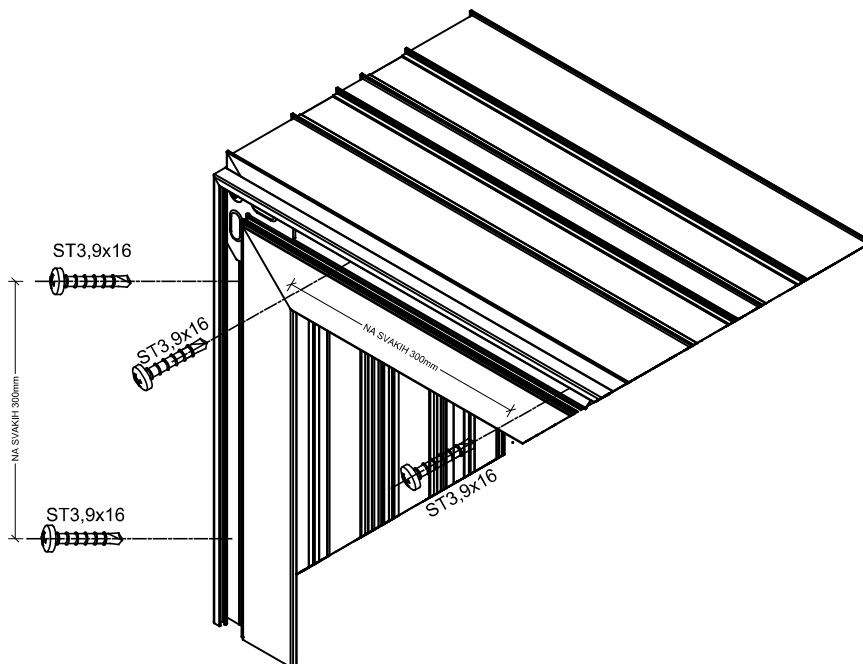
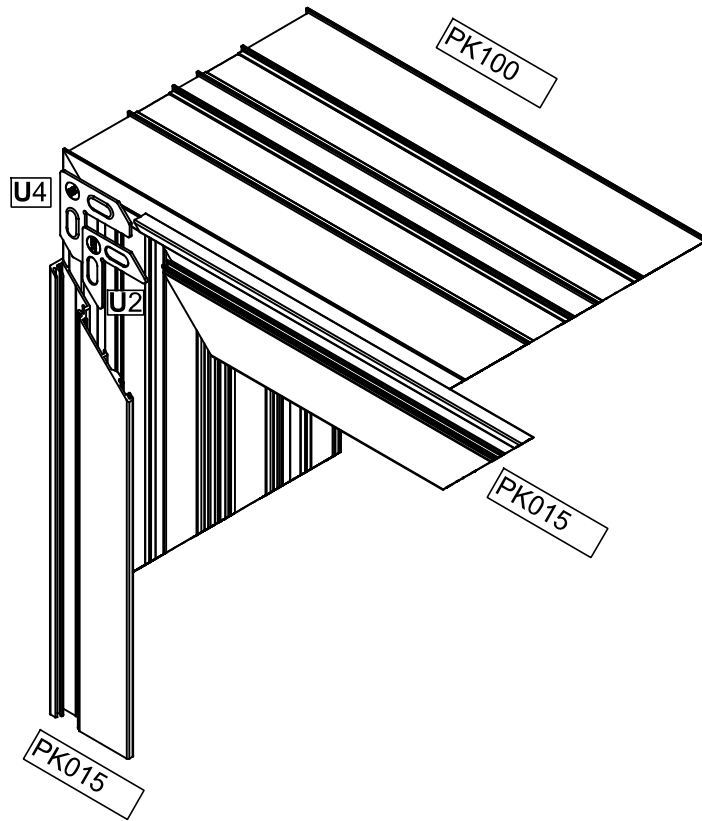
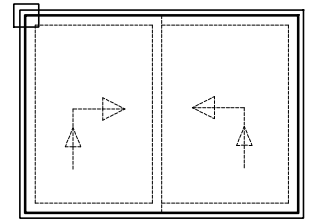


štibanje/
crimping



čišćenje/
cleaning





sečenje profila
pod 45°/
sawing profiles
under 45

45°

obična spojnica/
ordinary
corner joint

čišćenje/
cleaning



punjenje
lepkom/
glue inject



nanošenje
lepkom/
adhesive
application



ubacivanje
spojnica i uloški/
inserting corner
joint

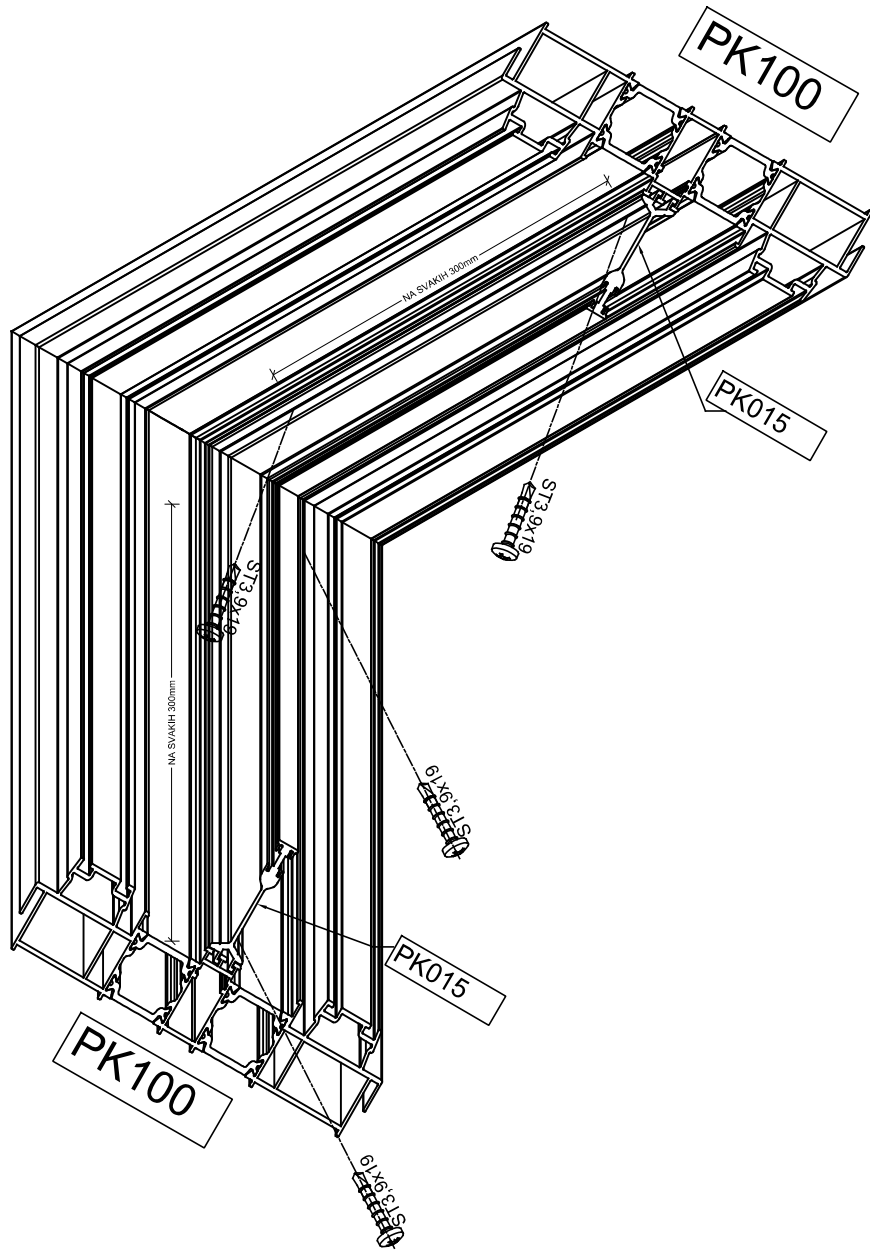
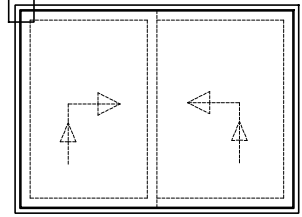


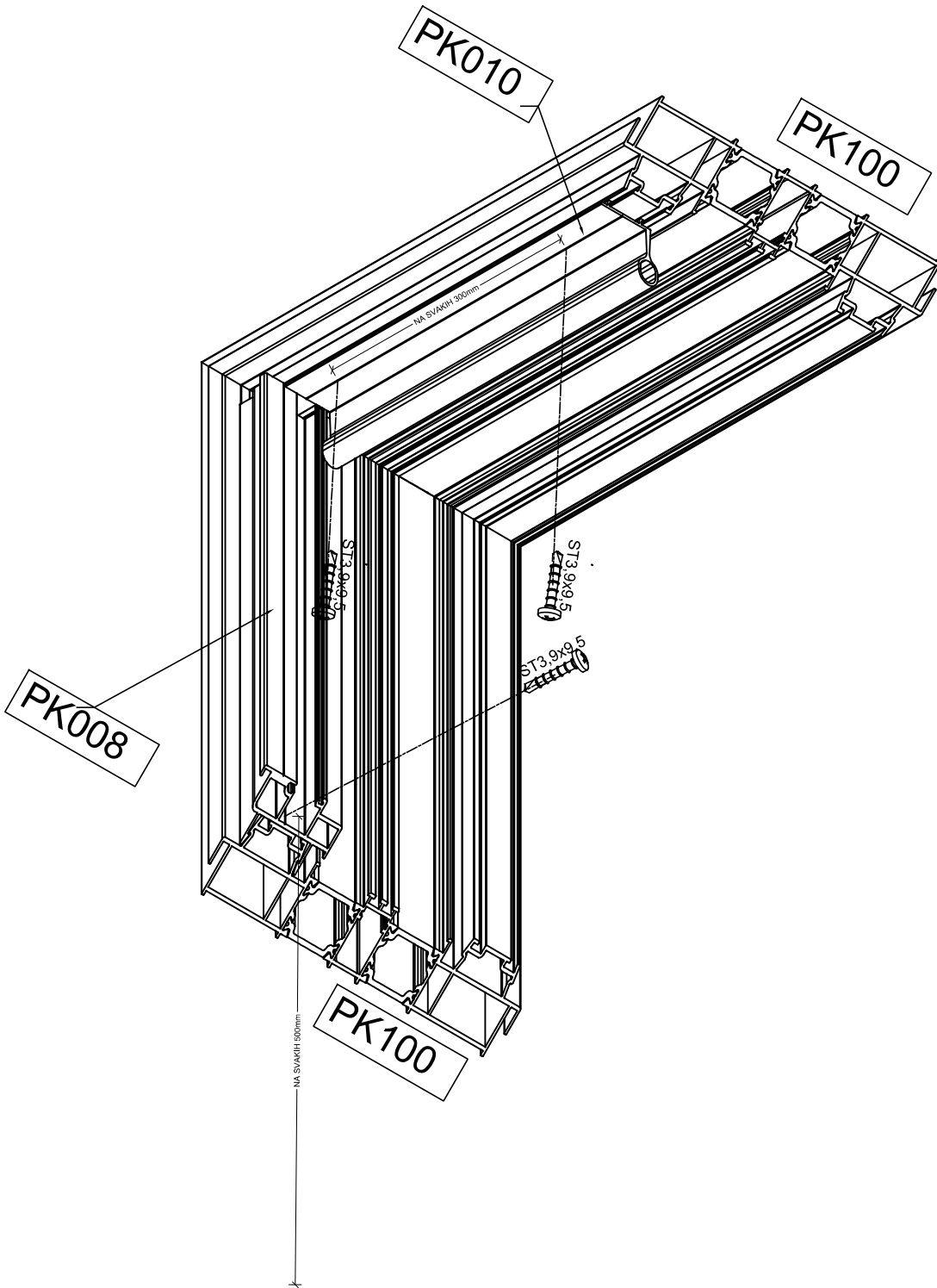
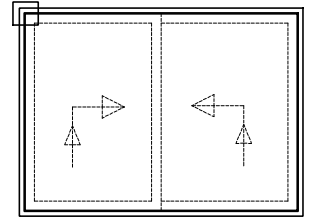
štibanje/
crimping

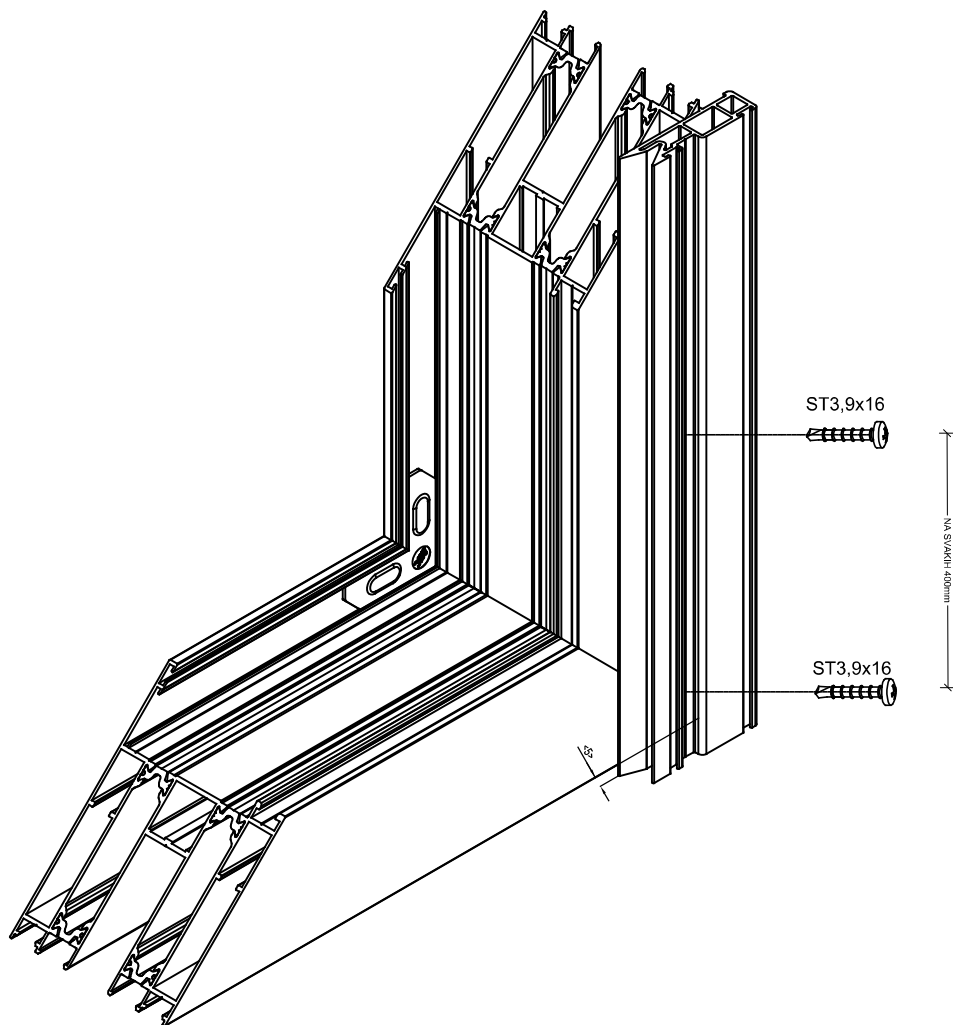
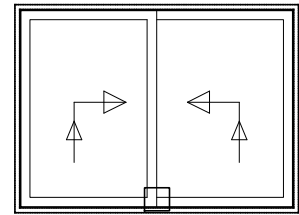


čišćenje/
cleaning



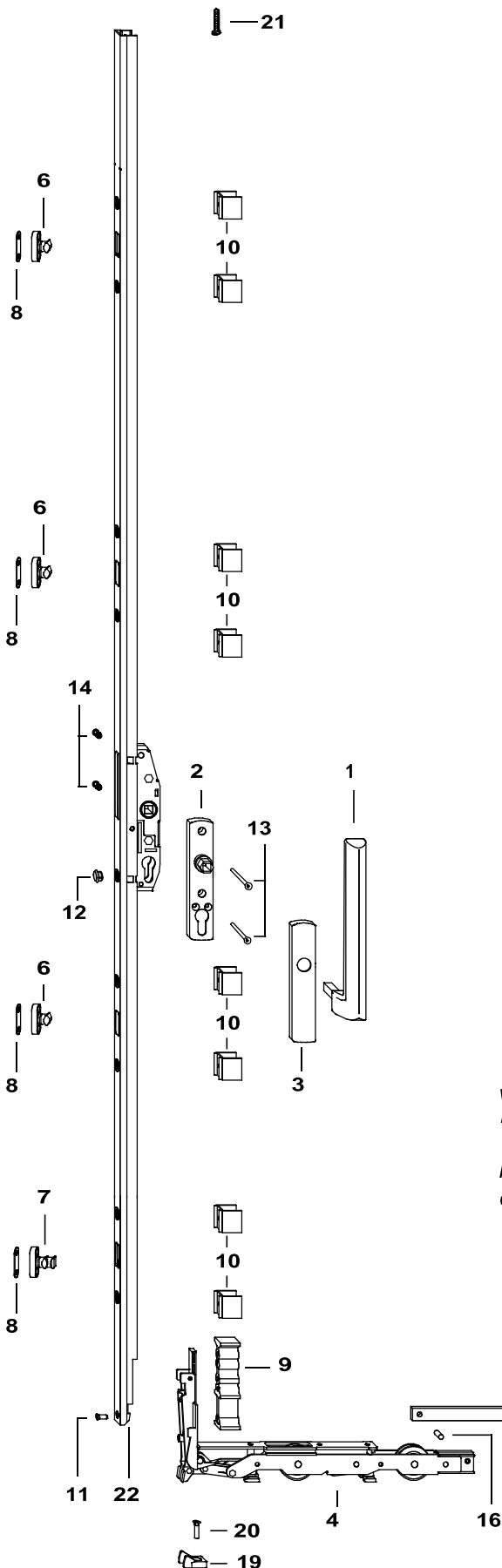






Napomena: PVC profil na spoljno krilo se stavlja sa unutrašnje strane, dok na unutrašnje krilo sa spoljne strane /
Note: The PVC profile on the outer sash is placed from the inside, while the inner sash is placed from the outside /

OKOV ZA JEDNO KRILO / Hardwer for one sash



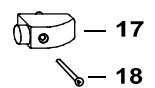
- 1 Handle Si-line HS 250 internal
- 2 Rose Si-line HS 250 internal
- 3 Cover cap Si-line HS 250
- 4 Corner drive VSU
- 5 Bogies
- 6 Top locking bolt Exec..
- 7 Bottom locking bolt Exec.
- 8 Packer
- 9 Bottom distance block Exec
- 10 Distance piece short Exec
- 11 Countersunk screw M5 x 13
- 12 Closing cap
- 13 Countersunk screw M5 x 40
- 14 Sleeve nut
- 15 Stop
- 16 Dowel pin 6 x 16
- 17 Stop
- 18 Countersunk tapping screw B4,8 x 70
- 19 Bottom locking part Scheme G
- 20 Countersunk screw M6 x 20
- 21 Oval head counters.screw B6,3 x 38
- 22 Connecting rod
- 23 Gear HS-Portal 300 PZ

w/o picture:

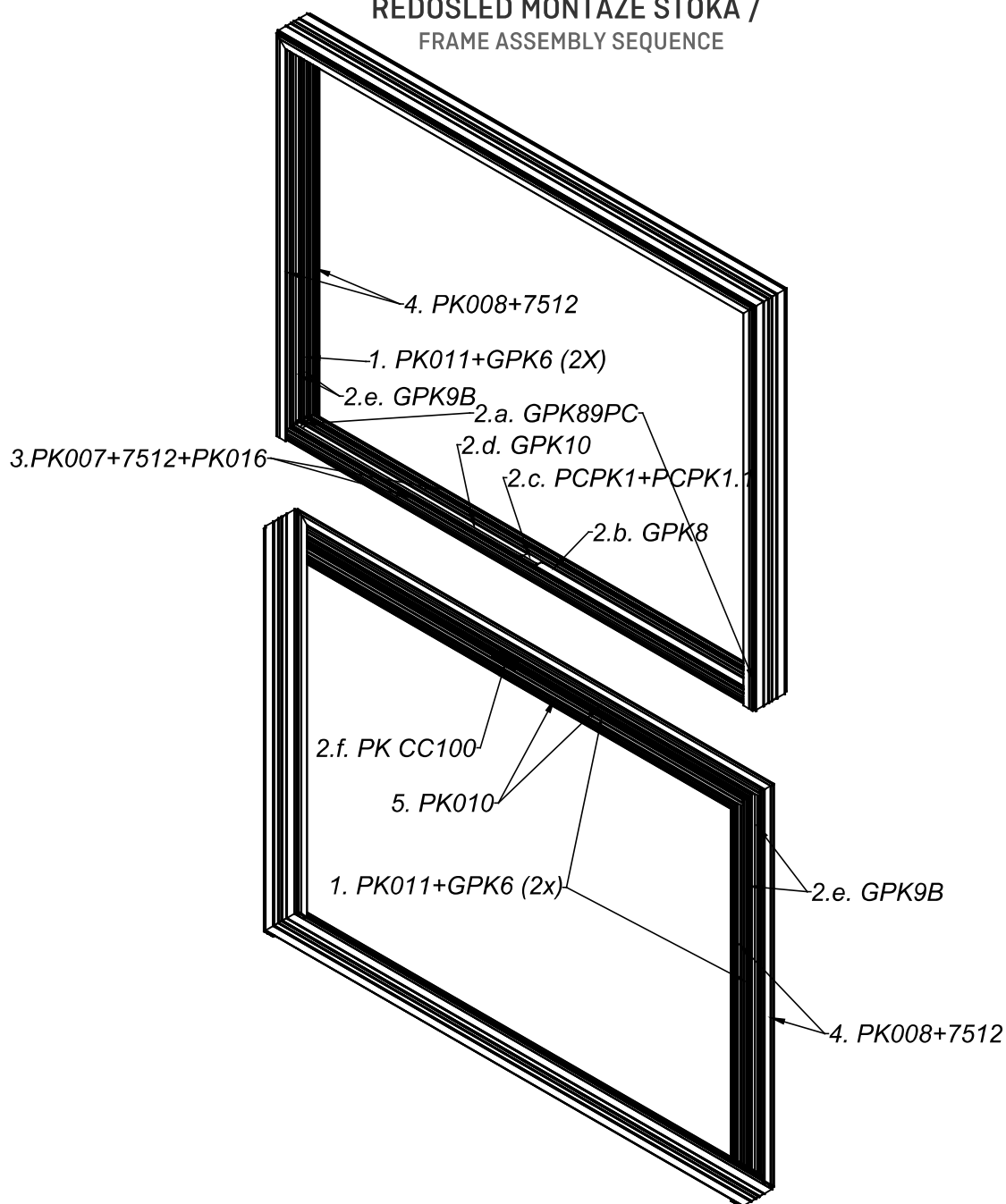
Fixing screw B4,8 (corresp. DIN 7982)

or

M5 (corresp. DIN 965) made of stainless steel,
delivery depends on profile system.



REDOSLED MONTAŽE ŠTOKA /
FRAME ASSEMBLY SEQUENCE



Rb.	Oznaka	Mesto ugradnje
1.	PK011+GPK6(2x)	gore horizontalno i sa obe strane vertikalno
2.a.-f.	Gume i plastični elementi	GPK89PC; GPK8; PCPK1; GPK10;GPK9B; PKCC100
3.	PK007+75 12 + PK016	dole horizontalno 2 komada
4.	PK008+75 12	vertikalno 4 komada
5.	PK010	gore horizontalno 2 komada